

# GOLDMAN-TURAEV FORMALITY FROM THE KONTSEVITCH INTEGRAL

DROR BAR-NATAN, ZSUZSANNA DANCZO, TAMARA HOGAN, JESSICA LIU,  
AND NANCY SCHERICH

ABSTRACT. We present a three dimensional realisation of the Goldman-Turaev Lie bialgebra, and construct Goldman-Turaev homomorphic expansions from the Kontsevich integral.

## CONTENTS

1. Introduction	2
1.1. Motivation	3
2. Conceptual summary	4
3. Preliminaries: Homomorphic expansions and the Goldman-Turaev Lie bialgebra	7
3.1. Homomorphic expansions and the framed Kontsevich integral	7
3.2. The Goldman-Turaev Lie bialgebra	11
3.3. Associated graded Goldman-Turaev Lie bialgebra	14
4. Expansions for tangles in handlebodies	16
4.1. Framed oriented tangles	16
4.2. Operations on $\tilde{\mathcal{T}}$	18
4.3. The $t$ -filtration on $\tilde{\mathcal{T}}$ and the associated graded $\tilde{\mathcal{A}}$	19
4.4. Operations on $\tilde{\mathcal{A}}$	22
4.5. The $s$ -filtration on $\tilde{\mathcal{T}}$ and $\tilde{\mathcal{A}}$	23
4.6. The Conway quotient	24
4.7. Notation conventions	29
5. Identifying the Goldman-Turaev Lie bialgebra	30
5.1. The Goldman Bracket	30
5.2. The Turaev co-bracket	37
References	48

---

*Key words and phrases.* knots, links in a handlebody, expansions, finite type invariants, Lie algebras .

To do list for Zsuzsi

- (1) (BIG COMMENT) Section 3.1, reconsider the depth for which we discuss the Kontsevich integral. Who is our audience?
- (2) Section 3.3, read over the added informal descriptions of the operations to tighten up.
- (3) Section 3.3, there is an old note from Jessica about signs. Do we need to keep that comment, or can we delete it?
- (4) Find the reference for Proposition 3.6– Quillen66? Or new reference for Magnus expansion.
- (5) I added a footnote for the Magnus expansion. Do we need it? Should we say more there?
- (6) add a reference for Proposition 3.8.
- (7) Section 4, make it clear where the proof for Theorem 4.9 ends.
- (8) Section 4, make dummy figure for chord diagram stacking
- (9) I reordered the intro section according to Dror’s comments. Have you read it over? It probably needs proof reading again.

## 1. INTRODUCTION

In 1986, Goldman defined a Lie bracket [Gol86] on the space of homotopy classes of free loops on a compact oriented surface. Shortly after in 1991, Turaev defined a cobracket [Tur91] on the same space<sup>1</sup>. This bracket and cobracket make the space of free loops into a Lie bialgebra – known as the Goldman–Turaev (GoTu) Lie bialgebra – which forms the basis for the field of string topology [?] and has been an object of study from many perspectives.

In this paper we, describe a 3-dimensional lift of the Goldman–Turaev Lie bialgebra into a space of tangles in a handlebody. We recover the bracket and cobracket maps as projections of intuitive operations on tangles. We show the Kontsevich integral is homomorphic with respect to these tangle operations. Our main result is informally summarised as follows:

**Main Result.** *Let  $\tilde{\mathcal{T}}$  denote the space of formal linear combinations of tangles in a punctured disc cross an interval  $M_p = D_p \times I$ . Projecting to the bottom  $D_p \times 0$ , one obtains curves on a punctured disc, and the Goldman–Turaev operations on these curves are induced<sup>2</sup> by the stacking and flipping operations on the tangles. The Kontsevich integral is a homomorphic expansion for tangles in  $M_p$ , and descends to a Goldman–Turaev homomorphic expansion on  $D_p$ .*

This result is parallel to Massuyeau’s [Mas18], however, our approach to the cobracket is significantly different and simpler, hence, more likely to lead to give

---

<sup>1</sup>Turaev’s version required factoring out by the constant loop; there is a lift to the full space of homotopy classes of loops, given a framing on the surface [AKKN20].

<sup>2</sup>In a specific sense defined in Section 2

insight into the motivational application described below. Another related result is [?], which constructs Goldman–Turaev expansions from the Khnizhnik–Zamolodchikov connection, a geometric incarnation of the Kontsevich integral.

In more detail, we describe a space  $\tilde{\mathcal{T}}$  of formal linear combinations of framed tangles in the handlebody  $\mathcal{D}_p \times I$  and operations on this space, which induce the Goldman-Turaev operations in the bottom projection to  $D_p \times \{0\}$ . The Goldman bracket arises from the commutator associated to the stacking product in a Conway skein quotient of  $\tilde{\mathcal{T}}$ , defined in Section 4.6, and the Turaev cobracket from taking the difference between a tangle and its vertical flip, again in a Conway quotient. We study the associated graded spaces and operations, and show that the Kontsevich integral is a homomorphic expansion for these tangles, in other words, intertwines the operations with their associated graded counterparts. We show that therefore, the Kontsevich integral descends to a homomorphic expansion for the Goldman-Turaev Lie bialgebra. For the flipping operation and the Turaev cobracket, the precise statements are subtle, and care needs to be taken with the technical details.

**1.1. Motivation.** The Kashiwara–Vergne equations originally arose from the study of convolutions on Lie groups [?]. The equations were reformulated algebraically in terms of automorphisms of free Lie algebras [?], in this form they are a refinement of the Baker-Campbell-Hausdorff formula for products of exponentials of non-commuting variables.

Kashiwara–Vergne theory has multiple topological interpretations in which Kashiwara–Vergne solutions correspond to certain invariants – called *homomorphic expansions* – of topological objects. The existence of a homomorphic expansion is also called *formality* in the literature, this language is inspired by rational homotopy theory and group theory [?].

One of these topological interpretations is due to the first two authors [BND17], who showed that homomorphic expansions of welded foams – a class of 4-dimensional tangles – are in one to one correspondence with solutions to the KV equations. Recently, a series of papers by Alekseev, Kawazumi, Kuno and Naef [AKKN20,AKKN18b,AKKN18a] drew an analogous connection between KV solutions and homomorphic expansions for the Goldman-Turaev Lie bialgebra for the disc with two punctures (up to non-negligible differences in the technical details). This correspondence was used to generalise the Kashiwara–Vergne equations via considering different surfaces, including those of higher genus.

In other words, there is an intricate algebraic connection between four-dimensional welded foams and the GoTu Lie bi-algebra, which strongly suggests that there is a topological connection as well. In addition to the inherent interest in tangles in handlebodies, one goal for this paper is to work towards this connection between the two-dimensional Goldman–Turaev Lie bialgebra and four-dimensional welded foams, by constructing a three-dimensional realisation of the Goldman-Turaev Lie bialgebra, with homomorphic expansions which descend to Goldman-Turaev expansions.

There are other papers by Turaev and Massuyeau-Turaev that are not mentioned here. There are also some references that Yusuke mentioned that we should include Turaev’s paper- we can probably pull some of our lemmas from his paper, reference for relationship with HOMFLY, but he does not mention the free associative algebra at all. Our paper is not a subset of his. Skein algebra quantizes — symmetric lie algebra generated by the goldman lie algebra—you can get a poisson algebra, These skien modules quantize that poisson algebra



**Example 2.1.** Let  $A$  be an associative algebra, and let  $\{L_i\}$  denote the lower central series of  $A$ . That is,  $L_1 := A$ , and  $L_{i+1} := [L_i, A]$ . Then the  $L_i$  are Lie ideals, and let  $M_i = AL_i = L_iA$  denote the two-sided ideal generated by  $L_i$ . The quotient  $A/M_1$  is the abelianisation of  $A$ , denoted by  $A^{ab}$ . Then we have the following diagram:

eq:SnakeExample

$$(2.2) \quad \begin{array}{ccccccc} 0 & \longrightarrow & K & \longrightarrow & \frac{A}{M_2} \otimes \frac{A}{M_2} & \longrightarrow & A^{ab} \otimes A^{ab} \longrightarrow 0 \\ & & \downarrow 0 & \nearrow \eta & \downarrow [\cdot, \cdot] & & \downarrow 0 \\ 0 & \longrightarrow & \frac{M_1}{M_2} & \longrightarrow & \frac{A}{M_2} & \longrightarrow & A^{ab} \longrightarrow 0 \end{array}$$

Here  $\lambda$  is the algebra commutator, which is indeed the difference between two maps: the multiplication ( $\lambda_1$ ) and the multiplication in the opposite order ( $\lambda_2$ ). The kernel  $K$  of the projection to  $A^{ab} \otimes A^{ab}$  is generated by the subalgebras  $\left\{ \frac{M_1}{M_2} \otimes \frac{A}{M_2}, \frac{A}{M_2} \otimes \frac{M_1}{M_2} \right\}$  in  $\frac{A}{M_2} \otimes \frac{A}{M_2}$ . The map  $\eta$  is a well defined commutator map  $A^{ab} \otimes A^{ab} \rightarrow \frac{M_1}{M_2}$ , given by  $\eta(x \otimes y) = [x, y] \bmod M_2$ .  $\square$

The goal of this paper is to construct homomorphic expansions (aka formality isomorphisms) for the Goldman-Turaev Lie bialgebra from the Kontsevich integral. In outline, this follows from the naturality property of the construction above, under the associated graded functor, as follows.

Given a short exact sequence

$$0 \longrightarrow A \xleftarrow{\iota} B \xrightarrow{\pi} C \longrightarrow 0,$$

and a descending filtration on  $B$

$$B = B^0 \supseteq B^1 \supseteq B^2 \supseteq \dots \supseteq B^n \supseteq \dots,$$

there is an induced filtration on  $A$  given by

$$A = A^0 \supseteq A^1 \supseteq A^2 \supseteq \dots \supseteq A^n \supseteq \dots,$$

where  $A^i = \iota^{-1}(\iota A \cap B^i)$ . Similarly, there is an induced filtration on  $C$  given by

$$C = C^0 \supseteq C^1 \supseteq C^2 \supseteq \dots \supseteq C^n \supseteq \dots$$

where  $C^i = \pi(B^i)$ .

**Lemma 2.2.** *If the rows of the diagram (2.1) are exact and filtered so that the filtrations on the left and right are induced from the filtration in the middle, then the induced map  $\eta$  is also filtered.*

*Proof.* Basic diagram chasing: given  $c \in C^n$ , since  $C^n = \pi(B^n)$ , there is a  $b \in B^n$  such that  $\pi(b) = c$ . Since  $\lambda$  is filtered,  $\lambda(b) \in E^n$ , and  $\lambda(b) \in \iota(D)$  by exactness. Since  $D^n = \iota^{-1}(\iota(D) \cap E^n)$ , we have that  $\lambda(b) = \iota(d)$  for a  $d \in D^n$ . By uniqueness of the induced map,  $d = \eta(c)$ .  $\square$

The associated graded functor is a functor from the category of filtered algebras (or vector spaces) to the category of graded algebras (or vector spaces). For a filtered algebra

$$A = A^0 \supseteq A^1 \supseteq A^2 \supseteq \cdots \supseteq A^n \supseteq \cdots,$$

the (degree completed) associated graded algebra is defined to be

$$\text{gr } A = \prod_{n=0}^{\infty} A^n / A^{n+1}.$$

The associated graded map of a filtered map is defined in the natural way (as in the proof of Lemma 2.3 below). In general,  $\text{gr}$  is not an exact functor, but it does preserve exactness for the special class of filtered short exact sequences where the filtrations on  $A$  and  $C$  are induced from the filtration on  $B$ :

lem:ExactGr

**Lemma 2.3.** *If in the filtered short exact sequence*

$$0 \longrightarrow A \xrightarrow{\iota} B \xrightarrow{\pi} C \longrightarrow 0$$

*the filtrations on  $A$  and  $C$  are induced from the filtration on  $B$ , then the associated graded sequence is also exact:*

$$0 \longrightarrow \text{gr } A \xrightarrow{\text{gr } \iota} \text{gr } B \xrightarrow{\text{gr } \pi} \text{gr } C \longrightarrow 0.$$

*Proof.* Since  $\text{gr}$  is a functor, we know that  $\text{gr } \pi \circ \text{gr } \iota = 0$ , hence  $\text{im } \text{gr } \iota \subseteq \ker \text{gr } \pi$ . It remains to show that  $\ker \text{gr } \pi \subseteq \text{im } \text{gr } \iota$ .

Let  $[b] \in B^n / B^{n+1}$ , and assume that  $\text{gr } \pi([b]) = 0$ . Since  $\text{gr } \pi([b]) = [\pi(b)] \in C^n / C^{n+1}$ , we have  $\text{gr } \pi([b]) = 0$  if and only if  $\pi(b) \in C^{n+1}$ . As the filtration on  $C$  is induced from  $B$ , we know that  $C^{n+1} = \pi(B^{n+1})$ . Thus,  $\pi(b) \in \pi(B^{n+1})$ . Or in other words, there exists  $x \in B^{n+1}$  such that  $\pi(b) = \pi(x)$ . This implies that  $\pi(b - x) = 0$  and hence that  $b - x \in \iota(A)$  by exactness.

Therefore,  $b = x + \iota(a)$  for some  $x \in B^{n+1}$  and  $a \in A$ . It follows that  $[b] = [\iota(a)] = \text{gr } \iota([a])$  in  $B^n / B^{n+1}$  and hence  $\ker \text{gr } \pi \subseteq \text{im } \text{gr } \iota$  as required.  $\square$

gr\_induced\_is\_unique

**Corollary 2.4.** *If the rows of the diagram in Equation 2.1 are exact, and the filtrations on the left and right are induced from the filtration in the middle, then the rows of the associated graded diagram are also exact, and the unique connecting homomorphism is  $\text{gr } \eta$ .*

$$(2.3) \quad \begin{array}{ccccccc} 0 & \longrightarrow & \text{gr } A & \longrightarrow & \text{gr } B & \longrightarrow & \text{gr } C \longrightarrow 0 \\ & & \downarrow 0 & \swarrow \text{gr } \eta & \downarrow \text{gr } \lambda & \searrow 0 & \\ 0 & \longrightarrow & \text{gr } D & \longrightarrow & \text{gr } E & \longrightarrow & \text{gr } F \longrightarrow 0 \end{array}$$

*Proof.* The exactness of the rows is Lemma 2.3. The induced map is  $\text{gr } \eta$  as  $\text{gr } \eta$  makes the diagram commute, and the induced map is unique.  $\square$



Homomorphic expansions (a.k.a. formality isomorphisms, well-behaved universal finite type invariants) provide a connection between knot theory and quantum algebra/Lie theory. We begin with a short review of homomorphic expansions from an algebraic perspective, which is outlined – in a slightly different, finitely presentated case – in [BND17, Section 2]. Kontsevich’s original construction gives an invariant of unframed links; for a detailed introduction, we recommend [CDM12, Section 8], or [Kon93, BN95, Dan10]. In this paper we work primarily with framed links and tangles, thus we briefly review the framed versions of the Vassiliev filtration and Kontsevich integral; for more detail see [CDM12, Sections 3.5 and 9.1] and [LM96].

3.1.1. *Homomorphic expansions.* Let  $\mathcal{K}$  denote a given set of knots, links or tangles in  $\mathbb{R}^3$  (e.g., oriented knots), and allow formal linear combinations with coefficients in  $\mathbb{C}$ . For links and tangles, allow only linear combinations of embeddings of the same skeleton<sup>3</sup>. The *Vassiliev filtration* – defined in terms of resolutions of double points  $\times = \nearrow - \searrow$  – is a decreasing filtration on this linear extension:

$$\mathbb{C}\mathcal{K} = \mathcal{K}_0 \supseteq \mathcal{K}_1 \supseteq \mathcal{K}_2 \supseteq \dots$$

The degree completed associated graded space of  $\mathbb{C}\mathcal{K}$  with respect to the Vassiliev filtration is

$$\mathcal{A} := \prod_{n \geq 0} \mathcal{K}_n / \mathcal{K}_{n+1}.$$

An *expansion* is a filtered linear map  $Z : \mathbb{C}\mathcal{K} \rightarrow \mathcal{A}$ , such that the associated graded map of  $Z$  is the identity  $\text{gr } Z = \text{id}_{\mathcal{A}}$ .

Usually,  $\mathcal{K}$  is equipped with additional operations: examples are knot connected sum, tangle composition, strand orientation reversal, etc. Homomorphic expansions are compatible with these operations, and thus allow for a study of  $\mathcal{K}$  via the more tractable associated graded spaces.

Specifically, an expansion is *homomorphic* with respect to an operation  $m$ , if it intertwines  $m$  with its associated graded operation on  $\mathcal{A}$ . That is,  $Z \circ m = \text{gr } m \circ Z$ . A crucial step towards making effective use of this machinery is to get a handle on the space  $\mathcal{A}$  in concrete terms: for example, in classical knot theory,  $\mathcal{A}$  has a combinatorial description as a space of *chord diagrams* [CDM12, Chapter 4].

There is a natural map  $\psi$  from chord diagrams with  $i$  chords to  $\mathcal{K}_i / \mathcal{K}_{i+1}$ , defined by “contracting chords” as in Figure 1. It is not difficult to establish that  $\psi$  is surjective. In the case of classical (oriented, unframed) knots, there are two relations in the kernel of  $\psi$ : the 4-Term (4T) and Framing Independence (FI) relations, shown in Figure 2. In fact, these two relations generate the kernel,

---

<sup>3</sup>The *skeleton* of a knotted object is the underlying combinatorial object. For example: the skeleton of a link is the number of components; the skeleton of a braid is the underlying permutation; the skeleton of a tangle is the number of strands, connectivity, and number of circle components. In these contexts  $\mathbb{C}\mathcal{K}$  is a disjoint union of vector spaces, rather than a single vector space.





FIGURE 1. Example of  $\psi$  mapping a chord diagram to a knot with double points by contracting the chords. The right-hand side represents a well-defined element in  $\mathcal{K}_3/\mathcal{K}_4$ .

fig:psionchord

and  $\psi$  descends to an isomorphism on the quotient; this, however, is significantly harder to prove.

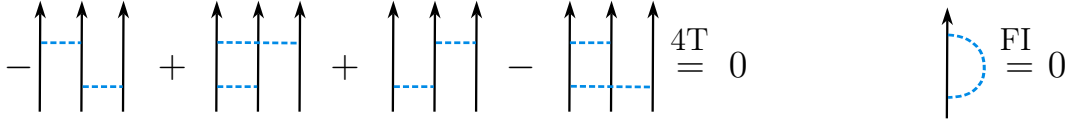


FIGURE 2. The 4T and FI relations, understood as local relations: the strand(s) are part(s) of the skeleton circle, and the skeleton may support additional chords outside the picture shown.

fig:4TFI

The key technique is to construct an expansion as in the following Lemma, [BND17, Proposition 2.7]:

**Lemma 3.1.** [BND17] *Let  $\mathbb{C}\mathcal{K}$  be a filtered vector space (or union of vector spaces), and  $\mathcal{A}$  the associated graded space of  $\mathbb{C}\mathcal{K}$ . Let  $\mathcal{C}$  be a “candidate model” for  $\mathcal{A}$ : a graded linear space equipped with a surjective homogeneous map  $\psi : \mathcal{C} \rightarrow \mathcal{A}$ . If there exists a filtered map  $Z : \mathbb{C}\mathcal{K} \rightarrow \mathcal{C}$ , such that  $\psi \circ \text{gr } Z = \text{id}_{\mathcal{A}}$ , then  $\psi$  is an isomorphism and  $\psi \circ Z$  is an expansion for  $\mathcal{K}$ .*

lem:assocgradyoga

$$\begin{array}{ccc}
 \mathbb{C}\mathcal{K} & \xrightarrow{Z} & \mathcal{C} \\
 & & \downarrow \psi \\
 & & \mathcal{A}
 \end{array}
 \xrightarrow{\text{gr}}
 \begin{array}{ccc}
 \mathcal{A} & \xrightarrow{\text{gr } Z} & \mathcal{C} \\
 & \searrow \psi \circ \text{gr } Z = \text{id}_{\mathcal{A}} & \downarrow \psi \\
 & & \mathcal{A}
 \end{array}$$

In other words, once one finds a candidate model  $\mathcal{C}$  for  $\mathcal{A}$ , finding an *expansion valued in  $\mathcal{C}$*  also implies that  $\psi$  is an isomorphism. In classical Vassiliev theory,  $\mathcal{K}$  is the space of oriented knots,  $\mathcal{C}$  is the space of chord diagrams, and a  $\mathcal{C}$ -valued expansion is the Kontsevich integral [Kon93].

subsubsec:Framing

3.1.2. *Framed theory.* In this paper we work with *framed* links and tangles, so we give a brief introduction to the framed version of the general theory summarised in the previous section. For simplicity, we consider links for now.

Let  $\tilde{\mathcal{K}}$  denote the set of *framed* links in  $\mathbb{R}^3$ : that is, links along with a non-zero section of the normal bundle. A link diagram is interpreted as a framed link using the blackboard framing. The Reidemeister move R1 move changes the blackboard framing, and by omitting it, one obtains a Reidemeister theory for framed links. In analogy with a double point, a *framing change* is defined to be the difference

$$\uparrow := \uparrow\rho - \uparrow.$$

The framed Vassiliev filtration is the descending filtration

$$\tilde{\mathcal{K}} = \tilde{\mathcal{K}}_0 \supseteq \tilde{\mathcal{K}}_1 \supseteq \tilde{\mathcal{K}}_2 \supseteq \dots$$

where  $\tilde{\mathcal{K}}_i$  is linearly generated by knots with at least  $i$  double points *or framing changes*. The degree completed associated graded space of  $\tilde{\mathcal{K}}$  with respect to the framed Vassiliev filtration is

$$\tilde{\mathcal{A}} := \prod_{n \geq 0} \tilde{\mathcal{K}}_n / \tilde{\mathcal{K}}_{n+1}.$$

A natural first guess for a combinatorial description of  $\tilde{\mathcal{A}}$  is in terms of chord diagrams with “framing change markings”  $\uparrow\phi$  on the skeleton, graded by the number of chords and markings. There is a natural surjective graded map  $\tilde{\psi}$  from marked chord diagrams onto  $\tilde{\mathcal{A}}$ , which contracts chords as in the classical case, and which replaces each marking  $\uparrow\phi$  with a framing change  $\uparrow$ . The kernel of  $\tilde{\psi}$  includes the  $4T$  relation as before.

In place of the  $FI$  relation ( $\uparrow\phi = 0$ ), a weaker relation arises from the equality  $\uparrow\rho - \uparrow\phi = \uparrow\phi$  in  $\tilde{\mathcal{K}}$ . In fact,  $\uparrow\phi = \uparrow\rho - \uparrow\phi = (\uparrow\rho - \uparrow) + (\uparrow - \uparrow\phi)$ , and  $\uparrow - \uparrow\phi = \uparrow\rho - \uparrow$  modulo  $\tilde{\mathcal{K}}_2$ . In other words, the following relation is in the kernel of  $\tilde{\psi}$ :

$$\uparrow\phi = 2\uparrow\phi.$$

Therefore, it is not necessary to have dedicated notation for the framing change markings, since  $\uparrow\phi = \frac{1}{2}\uparrow\phi$ . The candidate model for the associated graded space is simply chord diagrams modulo the  $4T$  relation, and no  $FI$  relation. We denote this space by  $\tilde{\mathcal{C}}$ .

To show that  $\tilde{\psi} : \tilde{\mathcal{C}} \rightarrow \tilde{\mathcal{A}}$  is an isomorphism, it is enough to construct a  $\tilde{\mathcal{C}}$ -valued expansion and use Lemma 3.1. This  $\tilde{\mathcal{C}}$ -valued expansion is the framed version  $\tilde{Z}$  of the Kontsevich integral. For details of this construction see [CDM12, Section 9.1], or [LM96, Gor99].

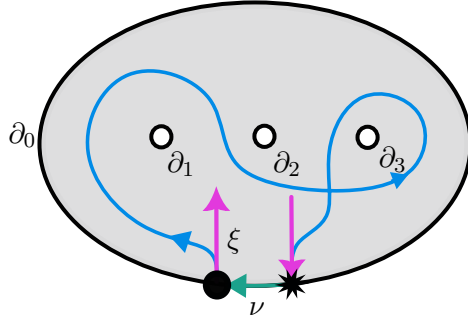


FIGURE 3.  $D_3$  with an immersed loop from  $\bullet$  to  $\star$  with initial tangent vector  $\xi$  and terminal tangent vector  $-\xi$ . The path along the boundary from  $\star$  to  $\bullet$  is  $\nu$ .

fig:DP

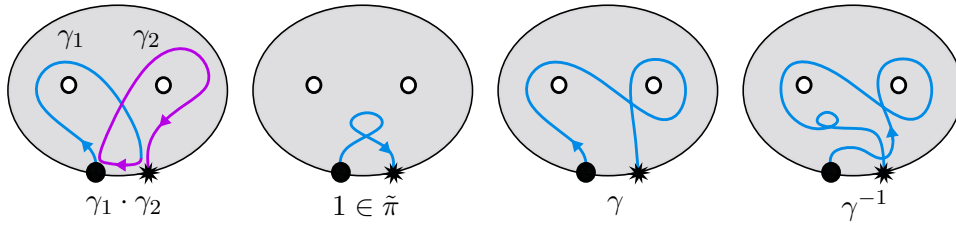


FIGURE 4. The group structure on  $\tilde{\pi}$ .

fig:DPGroup

subsec:IntroGT

**3.2. The Goldman-Turaev Lie bialgebra.** In order to define the Goldman-Turaev Lie bialgebra, we need to recall some basic definitions and notation.

Let  $D_p$  denote  $p$ -punctured disc, with  $p+1$  circle boundary components  $\partial_0, \partial_1, \dots, \partial_p$ , embedded in the complex plane so that  $\partial_0$  is the outer boundary, as in Figure 3. In particular, the plane-embedding specifies a framing (trivialisation of the tangent bundle) on  $D_p$ , and thus immersed loops in  $D_p$  are equipped with a notion of *rotation number*.

Let  $\pi = \pi_1(D_p, \star)$  denote the fundamental group of  $D_p$  with basepoint  $\star \in \partial_0$ . We denote by  $\mathbb{C}\pi$  the group algebra of  $\pi$ .

We also need to consider based paths. Let  $\bullet$  and  $\star$  be two “nearby” basepoints on  $\partial_0$  and  $\xi$  be the direction of the inward pointing normal vector to  $\partial_0$  at  $\bullet$  and  $\star$ . Let  $\tilde{\pi} = \tilde{\pi}_{\bullet, \star}$  denote the set of regular homotopy classes of immersed curves  $\gamma : ([0, 1], 0, 1) \rightarrow (D_p, \bullet, \star)$ , so that  $\dot{\gamma}(0) = \xi$ , and  $\dot{\gamma}(1) = -\xi$ , as shown in Figure 3. Note that the rotation number is invariant under regular homotopy. Recall that  $\tilde{\pi}$  is in fact a group, illustrated in Figure 4 and defined as follows:

- (1) Let  $\nu$  denote the path from  $\star$  to  $\bullet$  along  $\partial_0$ . The group product  $\gamma_1 \cdot \gamma_2$  is the smooth concatenation of  $\gamma_1$  with  $\nu$  followed by  $\gamma_2$ .

- (2) The group identity is the class of paths which, when composed with  $\nu$ , become contractible loops of rotation number zero.
- (3) The inverse of  $\gamma$  is the concatenation  $\overline{\nu\gamma}\nu^*$  where the overline denotes the reverse path, and  $\nu^*$  includes a negative twist (to ensure that the rotation number of  $\gamma \cdot \gamma^{-1}$  is 0). The beginning and end of the path is adjusted in an epsilon neighbourhood of the base points to have inward and outward pointing tangent vectors, as in Figure 4.

Denote by  $\mathbb{C}\tilde{\pi}$  the group algebra of  $\tilde{\pi}$ . There is a forgetful map  $\tilde{\pi} \rightarrow \pi$  which maps  $\gamma$  to the (non-regular) homotopy class of  $\gamma\nu$ . This linearly extends to a forgetful map  $\mathbb{C}\tilde{\pi} \rightarrow \mathbb{C}\pi$ .

For an algebra  $A$  we denote by  $|A|$  the *linear*<sup>4</sup> quotient  $A/[A, A]$ , where  $[A, A]$  denotes the subspace spanned by commutators  $[x, y] = xy - yx$  for  $x, y \in A$ . We denote the quotient (trace) map by  $|\cdot| : A \rightarrow |A|$ . In our context,  $|\mathbb{C}\pi|$  has an explicit description as the  $\mathbb{C}$ -vector space generated by homotopy classes of free loops in  $D_p$ . In a similar but more subtle fashion,  $|\mathbb{C}\tilde{\pi}|$  is spanned by *regular* homotopy classes of immersed free loops, where  $|\gamma|$  denotes the class of  $\gamma\nu$  as a free immersed loop.

The Goldman–Turaev Lie bialgebra comes in two flavours: *original* and *enhanced*. The original construction of the Goldman bracket is a Lie bracket on  $|\mathbb{C}\pi|$ . However, the original Turaev cobracket is only well-defined on  $|\overline{\mathbb{C}\pi}| = |\mathbb{C}\pi|/\mathbb{C}\mathbf{1}$ , the linear quotient by the homotopy class of the constant loop. The space  $|\overline{\mathbb{C}\pi}|$  is a Lie bialgebra with this cobracket and the Goldman bracket, which descends from  $|\mathbb{C}\pi|$ . There is an enhancement [AKKN18b] of the cobracket, which promotes it to  $|\mathbb{C}\pi|$ , thereby making  $|\mathbb{C}\pi|$  a Lie bialgebra under the Goldman bracket and the enhanced cobracket. In [AKKN18b] this enhancement is necessary in order to establish the relationship between the Goldman–Turaev Lie bialgebra and Kashiwara–Vergne theory. To define the enhanced cobracket, a curve in  $|\mathbb{C}\pi|$  is lifted to an immersed curve with a fixed rotation number. Below we review the definitions of the Goldman bracket and the enhanced version of the Turaev cobracket.

The Goldman Bracket sums over smoothing intersections between two free loops. For a free loop  $\alpha$  in  $|\mathbb{C}\pi|$  and a point  $q$  on  $\alpha$ , denote by  $\alpha_q$  the loop  $\alpha$  based at  $q$ .

**def:bracket**

**Definition 3.2** (The Goldman bracket). Let  $\alpha, \beta \in |\mathbb{C}\pi|$  be free loops with homotopy representatives chosen so that there are only finitely many transverse double intersections between  $\alpha$  and  $\beta$ . The Goldman bracket  $[\cdot, \cdot]_G : |\mathbb{C}\pi| \otimes |\mathbb{C}\pi| \rightarrow |\mathbb{C}\pi|$  is given by

$$[\alpha, \beta]_G := - \sum_{q \in \alpha \cap \beta} \varepsilon_q |\alpha_q \beta_q|,$$

<sup>4</sup>Not to be confused with the abelianisation of  $A$ . In particular,  $|A|$  does not inherit an algebra structure from  $A$ .

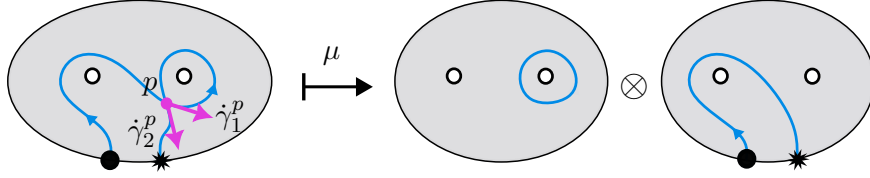


fig: defmu

FIGURE 5. Example of the self intersection map  $\mu$  where  $\epsilon_p = -1$ .

where  $\epsilon_q = \varepsilon(\dot{\alpha}_q, \dot{\beta}_q) \in \{\pm 1\}$  is the local intersection number of  $\alpha$  and  $\beta$  at  $q$ ,  $\alpha_q\beta_q$  is the concatenation of  $\alpha_q$  and  $\beta_q$ , and the extension to  $|\mathbb{C}\pi|$  is linear. Then one easily checks that  $[\cdot, \cdot]_G$  is a Lie bracket on  $|\mathbb{C}\pi|$ .

The original definition of the Turaev cobracket is similar, but uses self intersections of a curve in place of the intersections between two curves. Unfortunately, it is not well-defined with respect to the Reidemeister 1 relation for free homotopy curves, hence the need for the enhancement. We construct the (enhanced) cobracket via a self-intersection map for *based* curves, as in [AKKN18b, Section 5.2]; this definition lends itself well to direct comparison with the three-dimensional operations of Section 5. For a based curve  $\gamma$  in  $\mathbb{C}\pi$ , the idea is to “snip off” portions of  $\gamma$  at self intersection points to get two curves, one of which is based and the other free. Figure 5 shows an example.

The sign here (with the minus sign in front) matches with AKKN higher genus 0, but is the opposite of Goldman’s original definition. Our current multiplication and bracket matches the sign here, so if we change the sign then we should change the stacking order of our multiplication.

def: mu

**Definition 3.3** (The self-intersection map). For  $\gamma \in \mathbb{C}\pi$ , let  $\tilde{\gamma} \in \mathbb{C}\tilde{\pi}$  denote a path such that  $\tilde{\gamma}\nu$  is homotopic to  $\gamma$ ; and such that  $\tilde{\gamma}$  has only transverse double points, and  $\text{rot}(\tilde{\gamma}) = 1/2$  (hence,  $\text{rot}(\tilde{\gamma}\nu) = 0$ ). Let  $\tilde{\gamma} \cap \tilde{\gamma}$  denote the set of double points. The self intersection map  $\mu$  is defined as follows:

$$\mu : \mathbb{C}\pi \rightarrow |\mathbb{C}\pi| \otimes \mathbb{C}\pi$$

$$\mu(\gamma) = - \sum_{p \in \tilde{\gamma} \cap \tilde{\gamma}} \varepsilon_p |\tilde{\gamma}_{t_1^p t_2^p}| \otimes \tilde{\gamma}_{0 t_1^p} \tilde{\gamma}_{t_2^p 1},$$

where  $t_1^p$  and  $t_2^p$  are the first and second time parameter in  $[0, 1]$  where  $\tilde{\gamma}$  goes through  $p$ ; where  $\tilde{\gamma}_{rs}$  denotes the path traced by  $\tilde{\gamma}$  from  $t = r$  to  $t = s$ ; the sign  $\varepsilon_p = \varepsilon(\dot{\tilde{\gamma}}(t_1^p), \dot{\tilde{\gamma}}(t_2^p)) \in \{\pm 1\}$  is the local self-intersection number; and the formula extends to  $\mathbb{C}\pi$  linearly.

The Turaev cobracket is obtained from  $\mu$  by closing off the path component and making the tensor product alternating: this descends to a map on  $|\mathbb{C}\pi|$ , as follows.

**Definition 3.4** (The Turaev co-bracket). The Turaev cobracket  $\delta$  is the unique linear map which makes the following diagram commute, where  $\text{Alt}(x \otimes y) =$

$x \otimes y - y \otimes x = x \wedge y$ :

$$\begin{array}{ccc}
 \mathbb{C}\pi & \xrightarrow{\mu} & |\mathbb{C}\pi| \otimes \mathbb{C}\pi \xrightarrow{1 \otimes |\cdot|} |\mathbb{C}\pi| \otimes |\mathbb{C}\pi| \\
 \downarrow |\cdot| & & \downarrow \text{Alt} \\
 |\mathbb{C}\pi| & \xrightarrow{\delta} & |\mathbb{C}\pi| \wedge |\mathbb{C}\pi|
 \end{array}$$

**3.3. Associated graded Goldman-Turaev Lie bialgebra.** There I-adic filtration on  $\mathbb{C}\pi$  is the filtration by powers of the augmentation ideal  $\mathcal{I} = \langle \{\alpha - 1\}_{\alpha \in \pi} \rangle$ :

$$\mathbb{C}\pi = \mathcal{I}^0 \supseteq \mathcal{I} \supseteq \mathcal{I}^2 \supseteq \dots$$

By the 1930's work of Magnus [Mag35], the associated graded algebra of  $\mathbb{C}\pi$  with respect to this filtration is the degree completed free algebra  $\text{FA} = \text{FA}\langle x_1, \dots, x_p \rangle$ :

**Proposition 3.5.** *Given the set of standard generators  $\{\gamma_i\}_{i=1}^p$  for  $\pi$ , there is an isomorphism of algebras  $\text{gr } \mathbb{C}\pi \rightarrow \text{FA}$  and the exponential expansion  $\varphi(\gamma_i^{\pm 1}) = e^{\pm x_i}$  is a homomorphic expansion.*

The I-adic filtration of  $\mathbb{C}\pi$  descends to a filtration on  $|\mathbb{C}\pi|$ :

$$|\mathbb{C}\pi| = |\mathcal{I}^0| \supseteq |\mathcal{I}| \supseteq |\mathcal{I}^2| \supseteq \dots$$

The completed associated graded vector space for  $|\mathbb{C}\pi|$  with respect to this filtration is, by definition

$$\text{gr } |\mathbb{C}\pi| = \prod_{n=0}^{\infty} |\mathcal{I}^n|/|\mathcal{I}^{n+1}|.$$

There is an isomorphism  $\text{gr } |\mathbb{C}\pi| \cong |\text{FA}|$ , where  $|\text{FA}|$  denotes the linear quotient  $|\text{FA}| = \text{FA}/[\text{FA}, \text{FA}]$ , and the exponential expansion descends to a homomorphic expansion for  $|\mathbb{C}\pi|$ . The vector space  $|\text{FA}|$  is spanned by cyclic words in letters  $x_1, \dots, x_p$ , that is, words modulo cyclic permutations of the letters.

Therefore,  $|\text{FA}|$  carries the structure of a Lie bialgebra under  $\text{gr}[\cdot, \cdot]_G$  and  $\text{gr } \delta$  [AKKN18a, Section 3]. Note that the Goldman bracket and the Turaev co-bracket are not strictly filtered maps, as they both shift filtered degree down by one<sup>5</sup>. For example, if  $x \in |\mathcal{I}^r|$  and  $y \in |\mathcal{I}^s|$ , then  $[x, y]_G \in |\mathcal{I}^{r+s-1}|$ . Correspondingly, the associated graded operations are maps of degree  $-1$ .

Figure 6 shows a schematic calculation of the graded Goldman bracket, with cyclic words represented diagrammatically as letters along a circle. The graded Goldman bracket sums over matching pairs of letters in  $z$  and  $w$ , joins the circles at the matching letter, and takes the difference of the two ways of including only one copy of the letter in the new cyclic word. Stated algebraically, this is summarised as follows:

<sup>5</sup>In [AKKN18a, Sections 3.3, 3.4] the down-shifts are by up to two filtered degrees, as the generating curves around genera and those around boundary components carry different weights. In our genus zero setting this translates to a degree shift of  $-1$ .

FIGURE 6. A schematic diagrammatic example of the graded Goldman bracket.

fig:grbracket

FIGURE 7. A schematic diagrammatic example of the graded Self-intersection map,  $\text{gr } \mu$ .

fig:grmu

prop:gr\_bracket\_def

**Proposition 3.6.** [AKKN18a, Section 3.3] Let  $z = |z_1 \cdots z_l|$  and  $w = |w_1 \cdots w_m|$  be two cyclic words in  $|\text{FA}|$ . The graded Goldman bracket

$$\text{gr}([-, -]_G) = [-, -]_{\text{gr } G} : |\text{FA}| \otimes |\text{FA}| \rightarrow |\text{FA}|$$

is given by:

$$[z, w]_{\text{gr } G} = \sum_{j,k} \delta_{z_j, w_k} (|w_1 \cdots w_{k-1} z_{j+1} \cdots z_l z_1 \cdots z_j w_{k+1} \cdots w_m| - |w_1 \cdots w_{k-1} z_j \cdots z_l z_1 \cdots z_{j-1} w_{k+1} \cdots w_m|),$$

where  $\delta_{z_j, w_k}$  is the Kronecker delta.

Figure 7 shows a schematic diagrammatic calculation of the graded self-intersection map  $\mu$ , as a sum over *pairing cuts*. A pairing cut identifies two matching letters in a word, and splits the word along a chord connecting these matching letters. The graded self-intersection map outputs the tensor product of the resulting cyclic word and the remainder of the associative word. In formulas:

**Proposition 3.7.** [AKKN18a, Section 3.4] Let  $w = w_1 \cdots w_m \in \text{As}_p$ . The graded self-intersection map

$$\text{gr}(\mu) = \mu_{\text{gr}} : \text{FA} \rightarrow |\text{FA}| \otimes \text{FA}$$

is given by:

$$\mu_{\text{gr}}(w) = \sum_{j < k} \delta_{w_j, w_k} (|w_j \cdots w_{k-1}| \otimes w_1 \cdots w_{j-1} w_{k+1} \cdots w_m - |w_{j+1} \cdots w_{k-1}| \otimes w_1 \cdots w_j w_{k+1} \cdots w_m),$$

where  $\delta_{w_j, w_k}$  denotes the Kronecker delta.

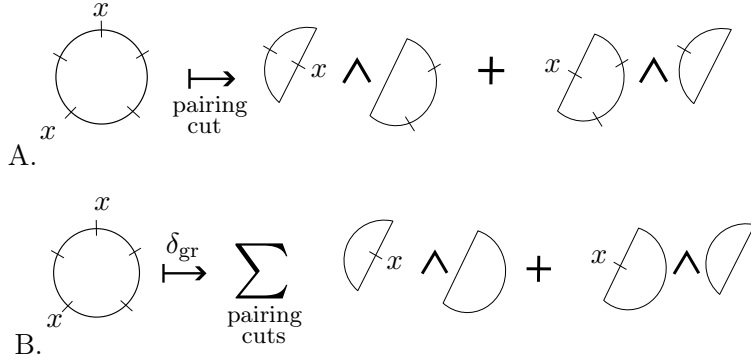


FIGURE 8. (A.) An example pairing cut of a cyclic word. (B.) An example of the graded Turaev co-bracket as a sum over pairing cuts of a cyclic word.

fig:paircut

Figure 8(A.) shows a schematic diagrammatic definition of the graded Turaev co-bracket, again as a sum over *pairing cuts*. A pairing cut in a cyclic word identifies a pair of coinciding letters, and cuts the cycle into two cycles along the chord connecting the matching letters. To obtain the co-bracket, one takes a sum of wedge products of the resulting split cyclic words, adding one copy of the coinciding letter to either side, as shown in Figure 8(B.) and expressed in formulas below:

**Proposition 3.8.** [AKKN18a, Section 3.4] Let  $w = w_1 \dots w_m \in |As_p|$ . The graded Turaev co-bracket

$$\text{gr}(\delta) = \delta_{\text{gr}} : |FA| \rightarrow |FA| \wedge |FA|$$

is given by

$$\delta_{\text{gr}}(w) = \sum_{j < k} \delta_{w_j, w_k} (|w_j \dots w_{k-1}| \wedge |w_{k+1} \dots w_m w_1 \dots w_{j-1}| + |w_k \dots w_m w_1 \dots w_{j-1}| \wedge |w_{j+1} \dots w_{k-1}|),$$

where  $\delta_{w_j, w_k}$  denotes the Kronecker delta<sup>6</sup>.

#### 4. EXPANSIONS FOR TANGLES IN HANDLEBODIES

**4.1. Framed oriented tangles.** This section introduces the space  $\mathbb{C}\tilde{\mathcal{T}}$  of framed, oriented tangles in a genus  $p$  handlebody, with formal linear combinations. Our main result – proven in Section 5 – is that homomorphic expansions on  $\mathbb{C}\tilde{\mathcal{T}}$  induce homomorphic expansions on the Goldman-Turaev Lie bi-algebra.

Let  $M_p$  denote the manifold  $D_p \times I$  where  $D_p$  is a disc in the complex plane with  $p$  points removed. While  $M_p$  is not a compact manifold, knot theory in  $M_p$

<sup>6</sup>Apologies for the notation clash.

sec:TangleSetUp



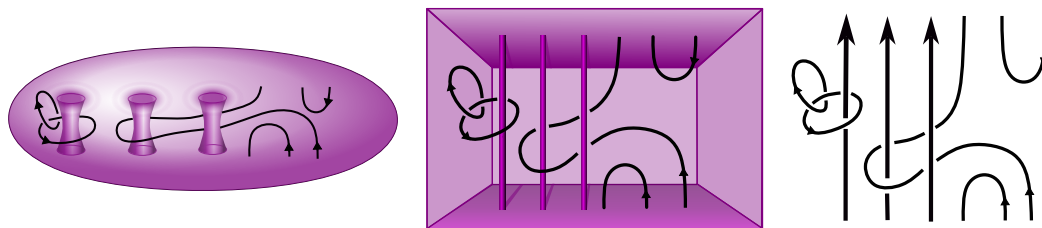


FIGURE 9. An example of a tangle in  $M_3$ , drawn first in a handlebody, then in a cube with poles, and lastly as a tangle diagram projected to the back wall of the cube.

fig:polestudio

is equivalent to knot theory in a genus  $p$  handlebody. For the purpose of the Kontsevich integral, we identify  $D_p$  with a unit square  $[0, 1] + [0, i]$  in the complex plane with  $p$  points removed, so  $M_p$  can be drawn as a cube with  $p$  vertical lines removed; we call these lines *poles*, as shown in the middle in Figure 9. We refer to  $D_p \times \{0\}$  as the “floor” or “bottom”, and  $D_p \times \{1\}$  as the “ceiling” or “top”. The “back wall” is the face  $[i, i + 1] \times [0, 1]$ . We refer to the  $i \in \mathbb{C}$  direction as North.

def:tangle

**Definition 4.1.** An oriented tangle  $T$  in  $M_p$  is an embedding of an oriented compact 1-manifold

$$(S, \partial S) \hookrightarrow (M_p, D_p \times \{0\} \cup D_p \times \{1\}).$$

The interior of  $S$  lies in the interior of  $M_p$ , and the boundary points of  $S$  are mapped to the top or bottom. Oriented tangles in  $M_p$  are considered up to ambient isotopy fixing the boundary. We denote the set of isotopy classes by  $\mathcal{T}$ . An example is shown in Figure 9.

**Definition 4.2.** A *framing* for an oriented tangle  $T$  in  $M_p$  is a continuous choice of unit normal vector at each point of  $T$ , which is fixed pointing North at the boundary points. *Framed oriented tangles* in  $M_p$  are also considered up to ambient isotopy fixing the boundary. We denote the set of isotopy classes of framed oriented tangles by  $\tilde{\mathcal{T}}$ .

Henceforth, any tangle is assumed to be framed and oriented unless otherwise stated. The skeleton of a tangle is the underlying combinatorial information with the topology forgotten:

def:skeleton

**Definition 4.3.** The *skeleton*  $\sigma(T)$  of a tangle  $T = (S \hookrightarrow M_p)$  – see Figure 10 – is the set of tangle endpoints  $P_{bot} \subseteq D_p \times \{0\}$  and  $P_{top} \subseteq D_p \times \{1\}$ , along with

- (1) A partition of  $P_{bot} \cup P_{top}$  into ordered pairs given by the oriented intervals of  $S$ .
- (2) A non-negative integer  $k$ : the number of circles in  $S$ .

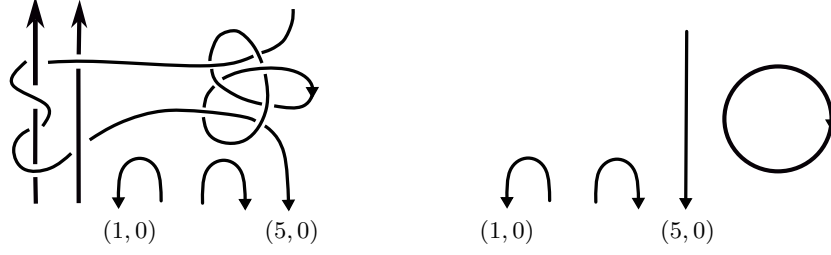


FIGURE 10. On the left is a tangle in  $M_2$ , and on the right is schematic diagram of the skeleton of the tangle. The skeleton of the tangle is the combinatorial data given by the following set of order pairs and the integer 1:  $\{[(2, 0), 0], [(1, 0), 0)], [(3, 0), 0], (4, 0), 0)], [(5, 0), 1], (5, 0), 0)], 1\}$

fig:skeleton

The skeleton of a framed tangle is the same as the skeleton of the underlying unframed tangle. The set of framed tangles in  $M_p$  with skeleton  $S$  is denoted  $\tilde{\mathcal{T}}(S)$ . For example,  $\tilde{\mathcal{T}}(\bigcirc)$  is the set of framed knots in  $M_p$ .

The linear extension of  $\tilde{\mathcal{T}}(S)$ , denoted  $\mathbb{C}\tilde{\mathcal{T}}(S)$ , is the vector space of  $\mathbb{C}$ -linear combinations of tangles in  $\tilde{\mathcal{T}}(S)$ . We denote by  $\mathbb{C}\tilde{\mathcal{T}}$  the disjoint union  $\sqcup_S \mathbb{C}\tilde{\mathcal{T}}(S)$  over all skeleta  $S$ . Tangles with different skeleta cannot be linearly combined.

One may represent tangles in  $M_p$  using tangle diagrams in (at least) two different ways: by projecting to the back wall of  $M_p$  or to the floor.

Projecting to the back wall, an  $\ell$ -component tangle in  $M_p$  can be diagrammatically represented as a tangle diagram with  $p$  straight vertical *poles*, and  $\ell$  *tangle strands* of circle and interval components. The strands pass over (in front of) and under (behind) the poles and other strands, as shown on the right in Figure 9. The poles are oriented upwards. By Reidemeister's theorem,  $\tilde{\mathcal{T}}$  is in bijection with such diagrams modulo the Reidemeister moves R2 and R3, and the framed version of R1.

By projecting instead to the floor  $D_p \times \{0\}$ , a tangle in  $M_p$  is represented by a tangle diagram in  $D_p$ . The R2 and R3 moves continue to apply. The endpoints of the tangle are fixed: bottom endpoints are denoted by dots, top endpoints are denoted by stars. Strands of the tangle diagram can pass over bottom endpoints, or under top endpoints, as shown in Figure 11. However, the strands cannot pass across the punctures in  $D_p$ .

sec:opsonT

**4.2. Operations on  $\tilde{\mathcal{T}}$ .** There are several useful operations defined on  $\tilde{\mathcal{T}}$ . These operations extend linearly to  $\mathbb{C}\tilde{\mathcal{T}}$ , and are used in Section 5 to relate quotients of  $\mathbb{C}\tilde{\mathcal{T}}$  to the Goldman-Turaev Lie bialgebra.

- *Stacking product:* Given tangles  $T_1, T_2 \in M_p$ , if the top endpoints of  $\sigma(T_1)$  coincide with the bottom endpoints of  $\sigma(T_2)$  in  $D_p$ , and the orientations

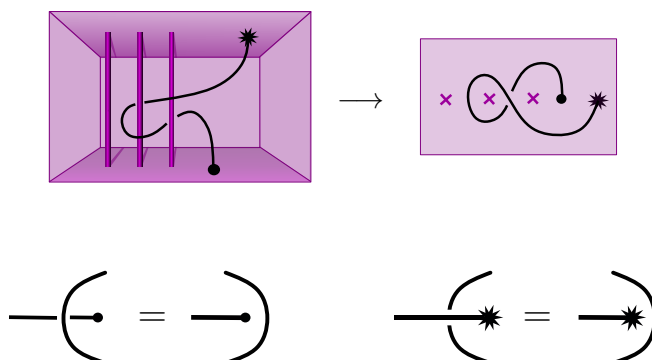


FIGURE 11. An example of a tangle in  $M_3$  projected to the bottom floor of the cube. Strands of a tangle diagram can pass over bottom endpoints (dot) or under top endpoints (star).

fig:BottomDiagram

on the strands of  $T_1$  and  $T_2$  agree, then the product  $T_1T_2$  is the tangle obtained by stacking  $T_2$  on top of  $T_1$ .

- *Strand addition:* The *strand addition* operation adds a non-interacting additional strand to a tangle  $T$  at a point  $q \in D_p$  to get a new tangle  $T \sqcup_q \uparrow$ . More precisely, pick a contractible  $U \subseteq D_p$  such that  $T$  is contained entirely in  $U \times [0, 1]$  and a point  $q \in D_p$  outside of  $U$ . The tangle  $T \sqcup_q \uparrow$  is  $T$  together with an upward-oriented vertical strand  $q \times I$  at  $q$ .
- *Strand orientation switch:* This operation reverses the orientation of a given strand of the tangle.
- *Flip:* Given a tangle  $T$  in  $M_p$ , the flip of a tangle  $T$  in  $M_p$ , denoted  $\bar{T}$ , is the mirror image of  $T$  with respect to the ceiling, as shown in Figure 12. When  $T$  is flipped, each top boundary point  $(q, 1)$  becomes a bottom boundary point  $(q, 0)$ , and vice versa. The orientations and framing of the strands of  $T$  are reflected along with the strands. However, the orientations of the poles remain ascending. Equivalently, the flip operation can be defined as reversing the parametrisation of  $I$  in  $M_p \cong D_p \times I$ . This, in effect, flips the orientation of the poles but changes nothing else.

In Section 5.1, we show that the stacking commutator of tangles, given by  $[T_1, T_2] = T_1T_2 - T_2T_1$ , induces to the Goldman bracket in the sense of Section 2. In Section 5.2 a similar but more subtle argument relates the flip operation to the Turaev cobracket.

sec:t-filtration

**4.3. The  $t$ -filtration on  $\tilde{\mathcal{T}}$  and the associated graded  $\tilde{\mathcal{A}}$ .** In setting up a theory of Vassiliev invariants for  $\tilde{\mathcal{T}}$ , there are different filtrations to consider. In line with classical notation of Vassiliev invariants, we denote by a double point the difference between an over-crossing and an under-crossing:

$$\bowtie = \nearrow \searrow - \searrow \nearrow.$$

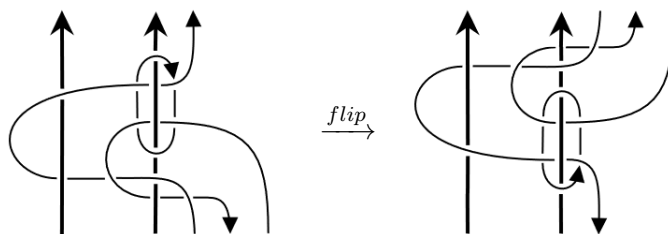


fig:flip

FIGURE 12. A tangle in  $M_2$  and its flip

Double points, however, come in two varieties: *pole-strand*, if the crossing occurs between a pole and a tangle strand, and *strand-strand*, if the crossing occurs between two tangle strands. As the poles are fixed, they never cross each other, hence, there are no pole-pole double points.

The main filtration we consider on  $\mathbb{C}\tilde{\mathcal{T}}$  is the filtration by the total number of double points of either type, as well as strand framing changes (as in Section 3.1). We call this the *total filtration*, or *t-filtration* for short, and write it as

$$\mathbb{C}\tilde{\mathcal{T}} = \tilde{\mathcal{T}}_0 \supseteq \tilde{\mathcal{T}}_1 \supseteq \tilde{\mathcal{T}}_2 \supseteq \tilde{\mathcal{T}}_3 \supseteq \dots$$

where  $\tilde{\mathcal{T}}_t$  is the set of linear combinations of framed tangle diagrams with at least  $t$  total double points and strand framing changes. In spirit, this filtration comes from the diagrammatic view of projecting to the back wall of the cube.

The associated graded space of  $\mathbb{C}\tilde{\mathcal{T}}$  with respect to the total filtration is

$$\tilde{\mathcal{A}} := \text{gr } \mathbb{C}\tilde{\mathcal{T}} = \prod_{t \geq 0} \tilde{\mathcal{T}}_t / \tilde{\mathcal{T}}_{t+1}.$$

The degree  $t$  component of  $\tilde{\mathcal{A}}$  is  $\tilde{\mathcal{A}}_t := \tilde{\mathcal{T}}_t / \tilde{\mathcal{T}}_{t+1}$ .

As in classical Vassiliev theory (cf. section 3.1), the associated graded space  $\tilde{\mathcal{A}}$  has a combinatorial description in terms of *chord diagrams*.

**Definition 4.4.** A *chord diagram* on a tangle skeleton is an even number of marked points on the poles and skeleton strands, up to orientation preserving diffeomorphism, along with a perfect matching on the marked points – that is, a partition of marked points into unordered pairs. In diagrams, the pairs are connected by a *chord*, indicated by a dashed line, as in Figure 13.

def:admissible

**Definition 4.5.** A chord diagram is *admissible* if all chords connect strands to strands, or strands to poles, but there are no pole-pole chords. See Figure 13 for examples.

def:cdspace

**Definition 4.6.** The space  $\mathcal{D}(S)$  of *admissible chord diagrams on a skeleton*  $S$  is the space of  $\mathbb{C}$ -linear combinations of admissible chord diagrams on the skeleton

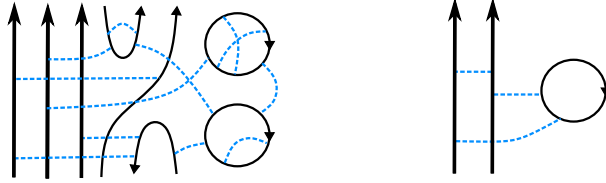


FIGURE 13. Two chord diagrams: an admissible one (left), and a non-admissible one (right) that does contain a pole-pole chord.

ssibleNonAdmissible

$$\begin{array}{c} \uparrow \\ | \\ \text{---} \\ | \\ \uparrow \end{array} + \begin{array}{c} \uparrow \\ | \\ \text{---} \\ | \\ \uparrow \end{array} - \begin{array}{c} \uparrow \\ | \\ \text{---} \\ | \\ \uparrow \end{array} - \begin{array}{c} \uparrow \\ | \\ \text{---} \\ | \\ \uparrow \end{array} = 0$$

FIGURE 14. The 4T relation, which is admissible if at most one of the three skeleton components is a pole.

fig:Admissible 4T

$S$ , modulo *admissible* 4T relations, shown in Figure 14. Admissible 4T relations are 4T relations where all four terms are admissible<sup>7</sup>. That is,

$$\mathcal{D}(S) = \frac{\mathbb{C}\langle \text{admissible chord diagrams on } S \rangle}{\{ \text{admissible } 4T \text{ relations} \}}$$

The space  $\mathcal{D}(S)$  is a graded vector space, where the degree is given by the number of chords. Denote the degree  $t$  component of  $\mathcal{D}(S)$  by  $\mathcal{D}_t(S)$ . Let  $\mathcal{D}$  denote the disjoint union  $\sqcup_S \mathcal{D}(S)$ , and denote the degree  $t$  component of  $\mathcal{D}$  by  $\mathcal{D}_t = \sqcup_S \mathcal{D}_t(S)$ .

The well-known map  $\psi : \mathcal{D} \rightarrow \tilde{\mathcal{A}}$  from classical Vassiliev theory is defined as follows. In degree  $t$ ,  $\psi_t : \mathcal{D}_t \rightarrow \tilde{\mathcal{T}}_t/\tilde{\mathcal{T}}_{t+1}$ , “contracts” the  $t$  chords to double points, as shown in Figure 15. This may create other crossings, but modulo  $\tilde{\mathcal{T}}_{t+1}$  the over/under information at these crossings does not matter.

**Lemma 4.7.** *The map  $\psi$  is well-defined and surjective.*

*Proof.* To show  $\psi$  is well-defined, it suffices to show that admissible 4T relations in  $\mathcal{D}_t$  are in the kernel of  $\psi$ . This is the standard “lasso trick” recalled in Figure 16. For surjectivity, recall from Section 3.1.2 that a framing change in  $\tilde{\mathcal{A}}$  is half of chord. So, both framing changes and double points are in the image of  $\psi$ , and thus  $\psi$  is surjective. □

citation needed

According to Lemma 3.1, in order to show that  $\psi$  is an isomorphism, one needs to find an expansion valued in  $\mathcal{D}$ .

thm:Zwelldefined

**Lemma 4.8.** *The framed Kontsevich integral  $Z : \mathbb{C}\tilde{\mathcal{T}} \rightarrow \mathcal{D}$  satisfies the conditions of Lemma 3.1: it is filtered, and  $\psi \circ \text{gr } Z = \text{id}_{\tilde{\mathcal{A}}}$ .*

<sup>7</sup>Equivalently, a 4T relation is admissible if at most one of the three skeleton components involved is a pole.

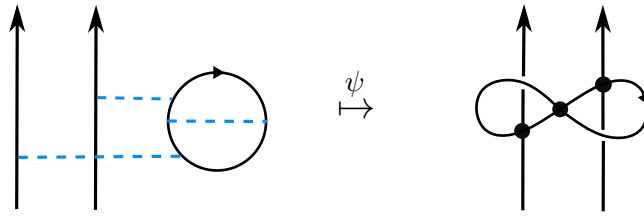


FIGURE 15. Example of  $\psi$  with the right hand side viewed as an element of  $\tilde{\mathcal{T}}_3/\tilde{\mathcal{T}}_4$ . Different choices of over or under crossings with the poles only differ by elements of  $\tilde{\mathcal{T}}_4$ .

fig:psi

$$\begin{aligned} \psi \left( - \begin{array}{c} \uparrow \\ \uparrow \\ \uparrow \\ \uparrow \\ \uparrow \\ \uparrow \\ \uparrow \\ \uparrow \\ \uparrow \\ \uparrow \end{array} + \begin{array}{c} \uparrow \\ \uparrow \\ \uparrow \\ \uparrow \\ \uparrow \\ \uparrow \\ \uparrow \\ \uparrow \\ \uparrow \\ \uparrow \end{array} + \begin{array}{c} \uparrow \\ \uparrow \\ \uparrow \\ \uparrow \\ \uparrow \\ \uparrow \\ \uparrow \\ \uparrow \\ \uparrow \\ \uparrow \end{array} - \begin{array}{c} \uparrow \\ \uparrow \\ \uparrow \\ \uparrow \\ \uparrow \\ \uparrow \\ \uparrow \\ \uparrow \\ \uparrow \\ \uparrow \end{array} \right) &= - \begin{array}{c} \uparrow \\ \uparrow \\ \uparrow \\ \uparrow \\ \uparrow \\ \uparrow \\ \uparrow \\ \uparrow \\ \uparrow \\ \uparrow \end{array} + \begin{array}{c} \uparrow \\ \uparrow \\ \uparrow \\ \uparrow \\ \uparrow \\ \uparrow \\ \uparrow \\ \uparrow \\ \uparrow \\ \uparrow \end{array} + \begin{array}{c} \uparrow \\ \uparrow \\ \uparrow \\ \uparrow \\ \uparrow \\ \uparrow \\ \uparrow \\ \uparrow \\ \uparrow \\ \uparrow \end{array} - \begin{array}{c} \uparrow \\ \uparrow \\ \uparrow \\ \uparrow \\ \uparrow \\ \uparrow \\ \uparrow \\ \uparrow \\ \uparrow \\ \uparrow \end{array} \\ &= \begin{array}{c} \uparrow \\ \uparrow \\ \uparrow \\ \uparrow \\ \uparrow \\ \uparrow \\ \uparrow \\ \uparrow \\ \uparrow \\ \uparrow \end{array} - \begin{array}{c} \uparrow \\ \uparrow \\ \uparrow \\ \uparrow \\ \uparrow \\ \uparrow \\ \uparrow \\ \uparrow \\ \uparrow \\ \uparrow \end{array} = 0 \end{aligned}$$

FIGURE 16. Showing that  $\psi : \mathcal{D} \rightarrow \tilde{\mathcal{A}}$  is well defined. The figure is understood locally: in degree  $t$  the chord diagrams have  $t - 2$  other chords elsewhere, and correspondingly the tangles have  $t - 2$  other double points elsewhere.

fig:psicomputation

*Proof.* This is a variant of a standard fact [Kon93]; one detailed explanation is in [BN95, Section 4.3]. A small point to verify is that the image of  $Z$  on an element of  $\mathbb{C}\tilde{\mathcal{T}}$  is an admissible chord diagram. This is immediate from the definition of the Kontsevich integral: the poles are parallel, hence the coefficient of a chord diagram with a pole-pole chord is computed by integrating zero. The main part, that  $\psi \circ \text{gr } Z = \text{id}_{\tilde{\mathcal{A}}}$ , is done as in [BN95, Section 4.4.2, Thm 1 part (3)].  $\square$

The next corollary is then immediate from Lemma 3.1:

cor:grcd

**Corollary 4.9.** *The map  $\psi : \mathcal{D} \rightarrow \tilde{\mathcal{A}}$  is an isomorphism, and  $Z$  is an expansion for  $\tilde{\mathcal{T}}$ .*

For a skeleton  $S$ , we denote by  $\tilde{\mathcal{A}}(S)$  the space of admissible chord diagrams on the skeleton  $S$ , so  $\tilde{\mathcal{A}}(S)$  is the associated graded vector space of  $\mathbb{C}\tilde{\mathcal{T}}(S)$ . For example,  $\tilde{\mathcal{A}}(\bigcirc)$  is the associated graded vector space of the space of knots in  $M_p$ .

**4.4. Operations on  $\tilde{\mathcal{A}}$ .** The tangle operations *stacking*, *strand addition*, *strand orientation switch*, and *flip* on  $\tilde{\mathcal{T}}$  induce associated graded operations by the same

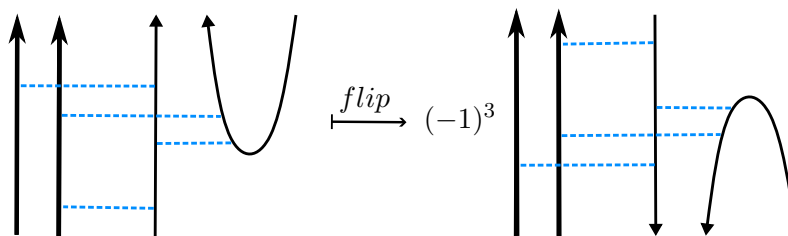


FIGURE 17. An example chord diagram and its flip.

chorddiagoperations

names on  $\tilde{\mathcal{A}}$ . In view of Corollary 4.9, we give descriptions of these operations using chord diagrams.

The operation *stacking* is given by concatenating the skeleta of two chord diagrams (as long as they have the same number of poles, and the top endpoints of one match the bottom endpoints of the other, including orientations).

The associated graded *strand addition* operation adds a vertical skeleton strand to a chord diagram. The new strand has no chord endings.

The associated graded *strand orientation switch* for strand  $e$  switches the orientation of the strand  $e$ , and multiplies each chord diagram with  $(-1)$  to the power of the number of chord endings on  $e$ . The sign arises from the fact that reversing the orientation of  $e$  changes the signs of double points between  $e$  and any other distinct strand or pole.

The associated graded operation *flip* reflects a chord diagram with respect to a “mirror on the ceiling”; then reverses the orientations of the poles so that they are oriented upwards, as in see Figure 17; and multiplies by a factor of  $(-1)^m$ , where  $m$  is the total number of chord endings on the poles. The factor of  $(-1)^m$  arises from the pole orientation reversals, as this changes the signs of any pole-strand double points. 17.

The following proposition is straightforward from the definition of  $Z$ .

prop:Zhomom

**Proposition 4.10.** *The Kontsevich integral  $Z$  intertwines stacking, strand additions, orientation reversals and flips with their associated graded operations.*  $\square$

sec:s-filtration

**4.5. The  $s$ -filtration on  $\tilde{\mathcal{T}}$  and  $\tilde{\mathcal{A}}$ .** Recall from Section 4.3 that the total filtration on  $\mathbb{C}\tilde{\mathcal{T}}$  is given by strand framing changes and double points between strands with poles and strands with strands. In this section we introduce a second filtration on  $\mathbb{C}\tilde{\mathcal{T}}$ , given by strand framing changes, and *only strand-strand* double points. We call this the *strand filtration*, or simply  $s$ -filtration.

We use subscripts for the  $s$ -filtration:

$$\mathbb{C}\tilde{\mathcal{T}} = \tilde{\mathcal{T}}^0 \supseteq \tilde{\mathcal{T}}^1 \supseteq \tilde{\mathcal{T}}^2 \supseteq \tilde{\mathcal{T}}^3 \supseteq \dots,$$

where  $\tilde{\mathcal{T}}^s \subseteq \mathbb{C}\tilde{\mathcal{T}}$  is spanned by tangles with at least  $s$  strand framing changes or strand double points.

*Remark 4.11.* The associated graded structure of  $\mathbb{C}\tilde{\mathcal{T}}$  with respect to the  $s$ -filtration was studied by Habiro and Massuyeau in [HM21], as part of their work on *bottom tangles*<sup>8</sup>. Yet we do not apply the associated graded functor to the  $s$ -filtration, but rather, quotient only by  $\tilde{\mathcal{T}}^1$  and  $\tilde{\mathcal{T}}^2$  to identify the Goldman-Turaev spaces and operations in Section 5.

In turn, the  $s$ -filtration induces a filtration on  $\tilde{\mathcal{A}}$ , as follows. Let  $\tilde{\mathcal{T}}_t^s$  denote  $\tilde{\mathcal{T}}_t \cap \tilde{\mathcal{T}}^s$ : that is, the linear span of tangles in  $\mathbb{C}\tilde{\mathcal{T}}$ , which that have at least  $t$  double points or framing changes, at least  $s$  of which are strand-strand double points or framing changes.

**Definition 4.12.** Denote by  $\tilde{\mathcal{A}}^{\geq s}$  the  $s$ -filtered component of  $\tilde{\mathcal{A}}$ :

$$\tilde{\mathcal{A}}^{\geq s} := \prod \tilde{\mathcal{T}}_t^s / \tilde{\mathcal{T}}_{t+1}^s.$$

Explicitly,  $\tilde{\mathcal{A}}^{\geq s}$  is spanned by chord diagrams with at least  $s$  strand-strand chords.

For strand-strand chords we will use the shorthand word  $s$ -chords. Note that the number of  $s$ -chords is only a filtration, not itself grading on  $\tilde{\mathcal{A}}$ , as the 4T relation is not homogeneous with respect to the number of  $s$ -chords.

prop:ZrespectsS

**Proposition 4.13.** *The Kontsevich integral  $Z$  is a filtered map with respect to the  $s$ -filtration.*

*Proof.* This is a close analogue of Theorem 4.8. As strand-strand double points correspond to strand-strand chords via the identification  $\psi$  of the associated graded space with chord diagrams, the proof translates verbatim from [BN95, Section 4.3].  $\square$

sec:Conway

**4.6. The Conway quotient.** In this section we introduce the last necessary ingredient for identifying the Goldman-Turaev operations: the Conway quotient of  $\mathbb{C}\tilde{\mathcal{T}}$ . This is essentially the Conway skein module of tangles in  $M_p$ , but without fixing the value of the unknot. We show that the Kontsevich integral descends to the Conway quotient.

**Definition 4.14.** The Conway quotient of  $\mathbb{C}\tilde{\mathcal{T}}$ , denoted  $\mathbb{C}\tilde{\mathcal{T}}_{\nabla}$ , is given by

$$\mathbb{C}\tilde{\mathcal{T}}_{\nabla} := \mathbb{C}\tilde{\mathcal{T}}[[a]] / \left\langle \begin{array}{c} \nearrow \searrow \\ \searrow \nearrow \end{array} - \begin{array}{c} \searrow \nearrow \\ \nearrow \searrow \end{array} = (e^{\frac{a}{2}} - e^{-\frac{a}{2}}) \right\rangle,$$

where  $a$  is a formal variable of  $t$  and  $s$  degree 1, and the skein relation is restricted to strand-strand crossings. We use the shorthand  $b := e^{\frac{a}{2}} - e^{-\frac{a}{2}}$ .

The  $t$  and  $s$  filtrations on  $\mathbb{C}\tilde{\mathcal{T}}$  induce filtrations on  $\mathbb{C}\tilde{\mathcal{T}}_{\nabla}$ . Let  $\tilde{\mathcal{T}}_{\nabla,t}$  denote the  $t$ -filtered component in the total filtration of  $\mathbb{C}\tilde{\mathcal{T}}_{\nabla}$ , and  $\tilde{\mathcal{A}}_{\nabla} := \text{gr}_t \mathbb{C}\tilde{\mathcal{T}}_{\nabla} = \prod \tilde{\mathcal{T}}_{\nabla,t} / \tilde{\mathcal{T}}_{\nabla,t+1}$  denote the associated graded algebra of  $\mathbb{C}\tilde{\mathcal{T}}_{\nabla}$  with respect the total filtration. We now show that  $\tilde{\mathcal{A}}_{\nabla}$  has a chord diagrammatic description similar

<sup>8</sup>Projecting to the bottom of the cube rather than the back wall makes the strand filtration the natural Vassiliev filtration to consider.





$$\begin{array}{c}
\begin{array}{c} \text{Diagram 1} \\ \cap \\ \mathbb{C}\tilde{\mathcal{T}}_{\nabla}(\circ\circ\circ\circ) \end{array} = b \cdot \left( \begin{array}{c} \text{Diagram 2} \\ \cap \\ \mathbb{C}\tilde{\mathcal{T}}_{\nabla}(\circ) \end{array} \right) = \begin{array}{c} \text{Diagram 3} \\ \cap \\ \mathbb{C}\tilde{\mathcal{T}}_{\nabla}(\circ) \end{array}
\end{array}$$

FIGURE 18. The map *iota* is not injective: The left hand side and the right hand side are both elements of  $\mathbb{C}\tilde{\mathcal{T}}$ , and equal in  $\mathbb{C}\tilde{\mathcal{T}}_{\nabla}$ . Skeleta in the Conway quotient are not a partition.

fig:ConwaySkel

Now applying  $Z$  to the left hand side of the Conway relation, we obtain

$$\begin{aligned}
Z(\text{Diagram 1}) - Z(\text{Diagram 2}) &= (e^{\frac{C}{2}} - e^{-\frac{C}{2}}) \text{Diagram 1} \\
&= \sum_{k=0}^{\infty} \left( \frac{C^k}{2^k k!} - \frac{(-1)^k C^k}{2^k k!} \right) \text{Diagram 1} = \sum_{k=0}^{\infty} \frac{C^{2k+1}}{2^{2k} (2k+1)!} \text{Diagram 1} \\
&= \sum_{k=0}^{\infty} \frac{a^{2k+1} \text{Diagram 1}}{2^{2k} (2k+1)!} \text{Diagram 1} = \sum_{k=0}^{\infty} \frac{a^{2k+1}}{2^{2k} (2k+1)!} \uparrow \uparrow \\
&= (e^{\frac{a}{2}} - e^{-\frac{a}{2}}) \uparrow \uparrow \\
&= Z \left( (e^{\frac{a}{2}} - e^{-\frac{a}{2}}) \uparrow \uparrow \right).
\end{aligned}$$

To see that the local verification above is sufficient, one needs to recall more about the Kontsevich integral. Namely,  $Z$  is multiplicative with respect to the stacking composition of tangles (with fixed endpoints), and asymptotically commutes with “distant disjoint unions”, and these two facts imply the global equality (in fact, they lead to a combinatorial construction of  $Z$  for *parenthesised* tangles). For details see [CDM12, Chapter 8].

Therefore, by Lemma 3.1,  $Z$  is a (homomorphic) expansion for  $\mathbb{C}\tilde{\mathcal{T}}_{\nabla}$  and  $\psi : \mathcal{D}_{\nabla} \rightarrow \tilde{\mathcal{A}}_{\nabla}$  is an isomorphism.  $\square$

Let  $\iota$  denote the composition of the natural embedding with the Conway quotient map

$$\iota : \mathbb{C}\tilde{\mathcal{T}} \rightarrow \mathbb{C}\tilde{\mathcal{T}}[[a]] \rightarrow \mathbb{C}\tilde{\mathcal{T}}_{\nabla}.$$

The map  $\iota$  is not injective, see for example Figure fig:ConwaySkel. However, it is surjective: all  $\mathbb{C}$ -linear combinations of tangles are in the image, and given a tangle  $T$ ,  $b^k T$  is equal in  $\mathbb{C}\tilde{\mathcal{T}}_{\nabla}$  to a tangle with  $k$  double points, which is, in turn, a  $\mathbb{C}$ -linear combination of tangles.

**Definition 4.17.** For skeleton  $S$ , let  $\mathbb{C}\tilde{\mathcal{T}}_{\nabla}(S)$  denote the image  $\iota(\mathbb{C}\tilde{\mathcal{T}}(S))$ .

Note that while the skeleton fibration of  $\mathbb{C}\tilde{\mathcal{T}}$  is a partition into disjoint fibers  $\mathbb{C}\tilde{\mathcal{T}}(S)$ , this is no longer true in  $\mathbb{C}\tilde{\mathcal{T}}_{\nabla}$  due to the non-injectivity of  $\iota$ . For example, the middle term of the equality in Figure 18 lies in both  $\mathbb{C}\tilde{\mathcal{T}}_{\nabla}(\circ)$  and  $\mathbb{C}\tilde{\mathcal{T}}_{\nabla}(\circ\circ\circ\circ)$ .

We will identify the Goldman-Turaev Lie bialgebra in low-degree quotients of the  $s$ -filtration of  $\mathbb{C}\tilde{\mathcal{T}}_\nabla$ . The next few propositions establish the necessary understanding of these quotients. Denote by  $\tilde{\mathcal{T}}/{}^n\tilde{\mathcal{T}}$  the quotient  $\tilde{\mathcal{T}}/{}^n\tilde{\mathcal{T}}$ , and similarly for the Conway quotients,  $\tilde{\mathcal{T}}_\nabla/{}^n\tilde{\mathcal{T}}_\nabla$  denotes  $\mathbb{C}\tilde{\mathcal{T}}_\nabla/{}^n\tilde{\mathcal{T}}_\nabla$ .

prop:nonabneeded

**Proposition 4.18.** *The map  $\iota$  descends to a cononical isomorphism  $\tilde{\mathcal{T}}_\nabla^{1/1} \cong \tilde{\mathcal{T}}^{1/1}$ .*

*Proof.* The Conway relation applies only in  $s$ -filtered degree one and above, and hence has no effect on  $\tilde{\mathcal{T}}^{1/1}$ .  $\square$

In light of this, we write only  $\tilde{\mathcal{T}}^{1/1}$ , rather than  $\tilde{\mathcal{T}}_\nabla^{1/1}$ . Now let  $\tilde{\mathcal{T}}^{1/2}$  denote  $\tilde{\mathcal{T}}^1/{}^2\tilde{\mathcal{T}}$ , and  $\tilde{\mathcal{T}}_\nabla^{1/2}$  denote  $\tilde{\mathcal{T}}_\nabla^1/{}^2\tilde{\mathcal{T}}_\nabla$ .

Finally, we establish a key technical result about low  $s$ -degree quotients of the Conway quotient:

prop:divbybexists

**Proposition 4.19.** *The  $\mathbb{C}$ -linear map given by post-composing  $\iota$  with multiplication by  $b$ ,*

$$m_b : \tilde{\mathcal{T}}^{1/1} \rightarrow \tilde{\mathcal{T}}_\nabla^{1/2}$$

*is injective, and its image is  $\tilde{\mathcal{T}}_\nabla^{1/2}$ .*

*Proof.* We first prove that the image of  $m_b$  is  $\tilde{\mathcal{T}}_\nabla^{1/2}$ . The quotient  $\tilde{\mathcal{T}}^{1/1}$  is spanned by cosets of tangles  $T$ . It is immediate that the image of  $m_b$  is contained in  $\tilde{\mathcal{T}}_\nabla^{1/2}$ , as  $m_b(T) = bT$  represents an element in  $\tilde{\mathcal{T}}_\nabla^{1/2}$ .

Conversely, any element  $y \in \tilde{\mathcal{T}}_\nabla^{1/2}$  is (non-uniquely) represented as a sum of the form  $\sum_{i=1}^k T_i + b \sum_{j=1}^l T'_j$ , where  $T_i$  are tangles with one double point each, and  $T'_j$  are arbitrary tangles. Then, by the Conway relation, each  $T_i = b \cdot T_i^C$ , where  $T_i^C$  denotes the tangle where the double point in  $T_i$  has been smoothed. Thus,  $y = b \left( \sum_{i=1}^k T_i^C + \sum_{j=1}^l T'_j \right)$ , and therefore  $y$  is in the image of  $m_b$ , and  $m_b$  is surjective onto  $\tilde{\mathcal{T}}_\nabla^{1/2}$ .

To prove the injectivity of  $m_b$ , we construct a one-sided inverse: a “division by  $b$ ” map  $q_b$  on  $\tilde{\mathcal{T}}_\nabla^{1/2}$ , as follows.

For a tangle diagram  $D_T$  (representing a tangle  $T$ ) and a crossing  $x$  of  $D_T$ , let  $\epsilon(x) \in \{\pm 1\}$  be the sign of  $x$ , and  $D_T|_{x \rightarrow \zeta}$  be the diagram  $D_T$  with  $x$  replaced by a smoothing. We first define a map  $q_b$  from the free  $\mathbb{C}[b]$ -module spanned by tangle diagrams, to  $\tilde{\mathcal{T}}^{1/1}$ , as the linear extension of the following:

$$\begin{aligned} b^k D_T &\xrightarrow{q_b} 0 \text{ if } k \geq 2, \\ b D_T &\xrightarrow{q_b} D_T, \\ D_T &\xrightarrow{q_b} \frac{1}{2} \sum_{x \text{ crossing of } T} \epsilon(x) D_T|_{x \rightarrow \zeta}. \end{aligned}$$

We claim that this descends to a well defined map  $q_b : \tilde{\mathcal{T}}_{\nabla}^{1/2} \rightarrow \tilde{\mathcal{T}}^1$ . It is straightforward to check that the Reidemeister moves are in the kernel of  $q_b$ . We also need to verify that  $\tilde{\mathcal{T}}_{\nabla}^2$  and the Conway relation are in the kernel.

An element of  $\tilde{\mathcal{T}}_{\nabla}^2$  can be represented as a sum of terms  $b^k D_T \in \tilde{\mathcal{T}}_{\nabla}^2$ , where  $D_T$  is a tangle diagram with or without double points. If  $k \geq 2$  then  $q_b(b^k D_T) = 0$ . If  $k = 1$ , then  $D_T$  has a double point, so  $q_b(b D_T) = D_T$  is zero in  $\tilde{\mathcal{T}}^1$ . If  $k = 0$ , then  $D_T$  has at least two double points. Smoothing a crossing interferes with at most one of the double points, so  $q_b(D_T)$  can be written as a sum of terms with at least one double point each. Hence  $q_b(D_T) \in \tilde{\mathcal{T}}^1$  as well.

To show that the Conway relation vanishes, note that  $q_b(\times) = q_b(\nearrow - \nwarrow)$  is a sum with two types of terms: those which smooth a crossing that is a part of the double point, and those which smooth a crossing that is not. In the latter case, the double points are unchanged, so these terms are in  $\tilde{\mathcal{T}}_{\nabla}^1$ . From the terms where the crossings forming the double point are smoothed, we get

$$q_b(\nearrow - \nwarrow) = \frac{1}{2} \updownarrow - (-1) \frac{1}{2} \updownarrow = \updownarrow = q_b(b) \updownarrow,$$

as the Conway relation requires. Thus,  $q_b$  is well-defined on  $\tilde{\mathcal{T}}_{\nabla}^{1/2}$ .

Finally,  $q_b$  is clearly a one-sided inverse for  $m_b$ , and therefore,  $m_b$  is injective.  $\square$

cor:divbyb

**Corollary 4.20.** *The map  $m_b : \tilde{\mathcal{T}}^1 \rightarrow \tilde{\mathcal{T}}_{\nabla}^{1/2}$  is an isomorphism with inverse  $q_b : \tilde{\mathcal{T}}_{\nabla}^{1/2} \rightarrow \tilde{\mathcal{T}}^1$ .*

Notice that both  $m_b$  and  $q_b$  shift the filtered degrees. The Goldman-bracket and Turaev cobracket are also degree-shifting, and these shifts will be realised by  $m_b$  and  $q_b$ . The following fact in particular will be important in the construction of the Goldman bracket:

lem:mbOnCircle

**Lemma 4.21.** *The map  $m_b$  restricts to an injective  $\mathbb{C}$ -linear map*

$$m_b : \tilde{\mathcal{T}}^1(\bigcirc) \rightarrow \tilde{\mathcal{T}}_{\nabla}^{1/2}(\bigcirc\bigcirc).$$

*Proof.* Elements of  $\tilde{\mathcal{T}}^1$  are linearly generated by the cosets of knots. Given a knot  $K$ ,  $bK$  is equal in  $\tilde{\mathcal{T}}^{1/2}$  to a difference of two two-component links, by a single use of the Conway relation. Hence, the codomain is  $\tilde{\mathcal{T}}^{1/2}(\bigcirc\bigcirc)$ . Injectivity is inherited from  $m_b$  on  $\tilde{\mathcal{T}}^1$ .  $\square$

Note that this restriction of  $m_b$  is not surjective to  $\tilde{\mathcal{T}}^{1/2}(\bigcirc\bigcirc)$ , for example, two-component links with a double point involving only one component are not in the image.

We introduce the same notation on the associated graded side:

**Definition 4.22.** For a skeleton  $S$ , let  $\tilde{\mathcal{A}}_{\nabla}(S)$  denote the image  $\text{gr } \iota(\tilde{\mathcal{A}}(S))$ .

By a straightforward calculation of the associated graded maps we obtain:

rem:grdivbyb

**Proposition 4.23.** *The associated graded map of  $m_b$  is an isomorphism  $\text{gr } m_b = m_a : \tilde{\mathcal{A}}^1 \rightarrow \tilde{\mathcal{A}}^{1/2}$ , which multiplies chord diagrams by  $a$ . The inverse is the isomorphism  $\text{gr } q_b = q_a : \tilde{\mathcal{A}}^{1/2} \rightarrow \tilde{\mathcal{A}}^1$ . The isomorphism  $q_a$  divides by ‘ $a$ ’ if a factor of ‘ $a$ ’ is available; otherwise uses the Conway relation to smooth an  $s$ -s chord and obtain a factor of ‘ $a$ ’ first. Furthermore,  $m_a$  restricts to an injective map  $m_a : \tilde{\mathcal{A}}^1(\bigcirc) \rightarrow \tilde{\mathcal{A}}^{1/2}(\bigcirc\bigcirc)$ .  $\square$*

check what happens with framed R1 when we mod out by the first step of the  $s$ -filtration...

sec:notation

**4.7. Notation conventions.** In this Section we have introduced extensive notation, and we are about to use all of it to prove our main results in Section 5. For convenience, we include a summary here:

- $\mathbb{C}\tilde{\mathcal{T}}$  is the space of  $\mathbb{C}$ -linear combinations of framed tangles in  $M_p$
- $\mathbb{C}\tilde{\mathcal{T}}(S)$  is the space of  $\mathbb{C}$ -linear combinations of framed tangles in  $M_p$  with skeleton  $S$ .
- $\mathbb{C}\tilde{\mathcal{T}}(\bigcirc)$  is the space of  $\mathbb{C}$ -linear combinations of framed knots in  $M_p$ .
- $\tilde{\mathcal{T}}_t$  is the  $t$ 'th filtered component of  $\mathbb{C}\tilde{\mathcal{T}}$  in the total (or  $t$ -) filtration: the  $\mathbb{C}$ -linear span of framed tangles with at least  $t$  double points or framing changes.
- $\tilde{\mathcal{T}}^s$  is the  $s$ 'th filtered component of  $\mathbb{C}\tilde{\mathcal{T}}$  in the strand (or  $s$ -) filtration: the  $\mathbb{C}$ -linear span of framed tangles in  $M_p$  with at least  $s$  strand-strand double points or framing changes.
- $\tilde{\mathcal{T}}_t^s = \tilde{\mathcal{T}}_t \cap \tilde{\mathcal{T}}^s$ .
- $\tilde{\mathcal{T}}^{/s} = \mathbb{C}\tilde{\mathcal{T}}/\tilde{\mathcal{T}}^s$ .
- $\tilde{\mathcal{T}}^{1/2} := \tilde{\mathcal{T}}^1/\tilde{\mathcal{T}}^2$ .
- $\tilde{\mathcal{A}}$  is the associated graded space of  $\mathbb{C}\tilde{\mathcal{T}}$  under the  $t$ -filtration, spanned admissible chord diagrams modulo admissible  $4T$  relations.
- $\tilde{\mathcal{A}}_t := \tilde{\mathcal{T}}_t/\tilde{\mathcal{T}}_{t+1}$  is the degree  $t$  component of  $\tilde{\mathcal{A}}$  which consists of all admissible chord diagrams in  $\tilde{\mathcal{A}}$  with exactly  $t$  chords.
- $\tilde{\mathcal{A}}^{\geq s} := \prod_t \tilde{\mathcal{T}}_t^s/\tilde{\mathcal{T}}_{t+1}^s$  is the  $s$ 'th filtered component of  $\tilde{\mathcal{A}}$  in the induced  $s$ -filtration, spanned by chord diagrams with  $t$  chords, of which at least  $s$  are strand-strand.
- $\tilde{\mathcal{A}}^{/s} := \tilde{\mathcal{A}}/\tilde{\mathcal{A}}^{\geq s}$
- $\mathbb{C}\tilde{\mathcal{T}}_{\nabla}$  is the quotient of  $\mathbb{C}\tilde{\mathcal{T}}[[a]]$  by the Conway relation.
- $\tilde{\mathcal{T}}_{\nabla,t}$  is the  $t$ -th total filtered component of  $\mathbb{C}\tilde{\mathcal{T}}_{\nabla}$ , where  $a$  is of  $t$ -degree one. Similarly,  $\tilde{\mathcal{T}}_{\nabla}^s$  is the  $s$ -th filtered component in the strand filtration, where  $a$  is of  $s$ -degree one. The notation for degree quotients is as before.
- $\tilde{\mathcal{A}}_{\nabla}$  is the quotient of  $\tilde{\mathcal{A}}[[a]]$  by the chord diagram Conway relation.  $\tilde{\mathcal{A}}_{\nabla,t}$  denotes the degree  $t$  component,  $\tilde{\mathcal{A}}_{\nabla}^s$  the  $s$ -th filtered component, and  $\tilde{\mathcal{A}}_{\nabla,t}^s = \tilde{\mathcal{A}}_{\nabla,t} \cap \tilde{\mathcal{A}}_{\nabla}^s$ .
- $\mathbb{C}\tilde{\mathcal{T}}_{\nabla}(S)$  is the image of  $\mathbb{C}\tilde{\mathcal{T}}_{\nabla}(S)$  under the natural map  $\iota : \mathbb{C}\tilde{\mathcal{T}} \rightarrow \mathbb{C}\tilde{\mathcal{T}}_{\nabla}$ .

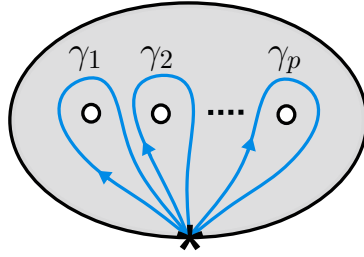


FIGURE 19. The standard generating curves of  $\pi$ .

fig:GenCurves

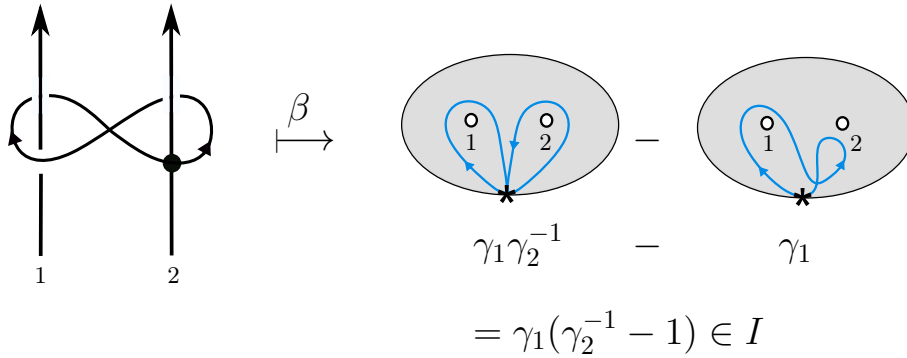


FIGURE 20. Example calculation demonstrating that  $\beta$  is a filtered map.

fig:BetaFiltered

### 5. IDENTIFYING THE GOLDMAN-TURAEV LIE BIALGEBRA

In this section we establish our main results: we identify the Goldman-Turaev Lie bialgebra in the low  $s$ -filtered degree quotients of  $\mathbb{C}\tilde{\mathcal{T}}$ , and show that the Kontsevich integral induces a homomorphic expansion. The arguments follow the outline summarized in Section 2, and obtain the Goldman bracket and the self-intersection map  $\mu$  as induced operations. In turn, the homomorphicity of the Kontsevich integral follows from the naturality of the construction.

**5.1. The Goldman Bracket.** Recall from Section 3.2 that  $D_p$  denotes the  $p$ -punctured disc,  $\pi$  is its fundamental group, and  $|\mathbb{C}\pi|$  is the linear quotient  $|\mathbb{C}\pi| := \mathbb{C}\pi / [\mathbb{C}\pi, \mathbb{C}\pi]$ , which is linearly generated by homotopy classes of free loops in  $D_p$ . The Goldman bracket (Definition 3.2) is a lie bracket  $[\cdot, \cdot]_G : |\mathbb{C}\pi| \otimes |\mathbb{C}\pi| \rightarrow |\mathbb{C}\pi|$ . We start by identifying  $|\mathbb{C}\pi|$  in a low degree quotient of  $\mathbb{C}\tilde{\mathcal{T}}(\mathbb{O})$  through a map  $\beta$  induced by the bottom projection.

**Proposition 5.1.** *The bottom projection  $M_p \rightarrow D_p \times \{0\}$  induces a surjective filtered map*

$$\beta : \mathbb{C}\tilde{\mathcal{T}}(\mathbb{O}) \rightarrow |\mathbb{C}\pi|.$$

prop:BotProj

:IdentifyingGTinCON

identifybracketinCON

*Proof.* By the framed Reidemeister Theorem, framed knots in  $\mathbb{C}\tilde{\mathcal{T}}(\mathbb{O})$  are faithfully represented by knot diagrams in  $D_p \times \{0\}$  – regular projections to the bottom with over/under information – modulo the framed Reidemeister moves (weak R1, R2, and R3). Diagrammatically, the bottom projection forgets the over/under information, in other words, imposes the relation  $\nearrow = \nwarrow$ . The images of the Reidemeister moves follow from the corresponding moves generating homotopies of immersed free loops, hence  $\beta$  is well-defined. The projection is clearly surjective as any loop can be lifted to a framed knot by introducing arbitrary under/over information at the crossings and imposing the blackboard framing.

The statement that  $\beta$  is filtered means that step  $k$  of the the Vassiliev  $t$ -filtration in  $\mathbb{C}\tilde{\mathcal{T}}(\mathbb{O})$  projects to step  $k$  of the filtration on  $|\mathbb{C}\pi|$  induced by the  $l$ -adic filtration of  $\pi$ . Note that strand-strand double points and framing changes are in the kernel of  $\beta$ , thus, we only have something to prove for knots with  $k$  strand-pole double points.

Let  $\gamma_1, \dots, \gamma_p$  denote the standard generators of  $\pi$  as in Figure 19. A knot  $K \in \mathbb{C}\tilde{\mathcal{T}}(\mathbb{O})$  maps to a free loop in  $|\mathbb{C}\pi|$ , whose conjugacy class in  $\pi$  is represented as a word in the generators  $\gamma_i$ . A pole-strand double point on pole  $j$  maps to a difference between two curves passing on either side of the  $j$ 'th puncture (as in Figure 20). Therefore, one of the words in  $\mathbb{C}\pi$  representing these curves can be obtained from the other by inserting a single letter  $\gamma_j^{\pm 1}$ . The double point, which represents the difference, thus maps to a product with a factor of  $(\gamma_j^{\pm 1} - 1)$ , and a knot with  $k$  pole-strand double points maps to a product with  $k$  factors of the form  $(\gamma_j^{\pm 1} - 1)$ . This is by definition an element in  $\mathcal{I}^k$ .  $\square$

prop:kerbeta

**Proposition 5.2.** *The kernel of  $\beta$  is  $\tilde{\mathcal{T}}^1(\mathbb{O})$ , and thus,  $\beta$  descends to a filtered linear isomorphism  $\beta : \tilde{\mathcal{T}}^1(\mathbb{O}) \rightarrow |\mathbb{C}\pi|$ .*

*Proof.* Two framed knots in  $\mathbb{C}\tilde{\mathcal{T}}(\mathbb{O})$  project to the same loop in  $|\mathbb{C}\pi|$  if and only if they differ by framing changes and (strand-strand) crossing changes, which generate exactly the step 1 of the  $s$ -filtration, that is,  $\tilde{\mathcal{T}}^1(\mathbb{O})$ .  $\square$

Recall that  $\tilde{\mathcal{A}}$  denotes the (degree completed) associated graded space of  $\mathbb{C}\tilde{\mathcal{T}}$  with respect to the  $t$ -filtration. described as the space of admissible chord diagrams on a circle skeleton, as in Definition 4.6. The  $s$ -filtration on  $\mathbb{C}\tilde{\mathcal{T}}$  induces a corresponding  $s$ -filtration on  $\tilde{\mathcal{A}}$ , and  $\tilde{\mathcal{A}}^{\geq i}(\mathbb{O})$  denotes the  $i$ -th  $s$ -filtered component of  $\tilde{\mathcal{A}}(\mathbb{O})$ . We also denote  $\tilde{\mathcal{A}}^i(\mathbb{O}) = \tilde{\mathcal{A}}(\mathbb{O})/\tilde{\mathcal{A}}^{\geq i}(\mathbb{O})$ .

Recall from Section 3.2 that the associated graded vector space of  $|\mathbb{C}\pi|$  is  $|\mathbb{F}\mathbb{A}|$ , where  $\mathbb{F}\mathbb{A} = \mathbb{F}\mathbb{A}\langle x_1, \dots, x_p \rangle$  denotes the free associative algebra over  $\mathbb{C}$ , and the linear quotient  $|\mathbb{F}\mathbb{A}| = \mathbb{F}\mathbb{A}/[\mathbb{F}\mathbb{A}, \mathbb{F}\mathbb{A}]$  is the graded  $\mathbb{C}$ -vector space generated by cyclic words in the letters  $x_1, \dots, x_p$ . The graded Goldman bracket is a map  $[-, -]_{\text{gr}G} : |\mathbb{F}\mathbb{A}| \otimes |\mathbb{F}\mathbb{A}| \rightarrow |\mathbb{F}\mathbb{A}|$ , as defined in Proposition 3.6. Denote the degree completions of  $\mathbb{F}\mathbb{A}$  and  $|\mathbb{F}\mathbb{A}|$  by  $\widehat{\mathbb{F}\mathbb{A}}$  and  $|\widehat{\mathbb{F}\mathbb{A}}|$ . By applying the associated graded functor to  $\beta$ , we identify  $|\widehat{\mathbb{F}\mathbb{A}}|$  as follows:

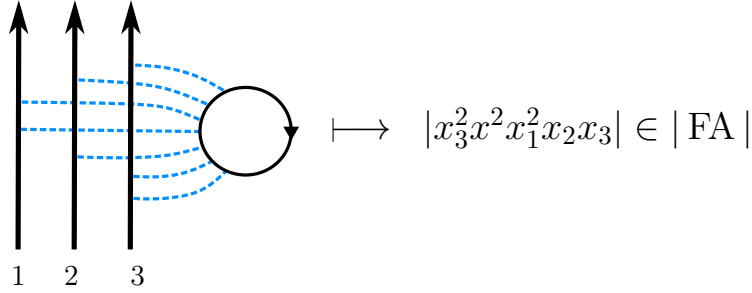


FIGURE 21. An example demonstrating how chord diagrams with no strand-strand chords can be read as cyclic words in  $|\widehat{\text{FA}}|$ .

fig:CycWord

prop:gr\_beta

**Proposition 5.3.** *The associated graded map  $\text{gr } \beta : \tilde{\mathcal{A}}(\mathbb{O}) \rightarrow |\widehat{\text{FA}}|$  has kernel  $\tilde{\mathcal{A}}^{\geq 1}(\mathbb{O})$ . Hence,  $\text{gr } \beta$  descends to an isomorphism  $\text{gr } \beta : \tilde{\mathcal{A}}^1(\mathbb{O}) \rightarrow |\widehat{\text{FA}}|$ .*

*Proof.* The statement follows from applying the associated graded functor to the filtered short exact sequence

$$0 \longrightarrow \tilde{\mathcal{T}}^1(\mathbb{O}) \longrightarrow \tilde{\mathcal{T}}(\mathbb{O}) \xrightarrow{\beta} |\mathbb{C}\pi| \longrightarrow 0.$$

The filtrations on  $\tilde{\mathcal{T}}^1(\mathbb{O})$  and  $|\mathbb{C}\pi|$  are induced from the filtration on  $\tilde{\mathcal{T}}(\mathbb{O})$ , as in Lemma 2.3, therefore the associated graded sequence is also exact.  $\square$

*Remark 5.4.* In  $\tilde{\mathcal{A}}^1(\mathbb{O})$  chord diagrams with any strand-strand chords are zero. Thus,  $\tilde{\mathcal{A}}^1(\mathbb{O})$  is spanned by chord diagrams on poles and a single circle strand, with strand-pole chords only: for an example see the left of Figure 21. Note also that all admissible 4T relations involve a strand-strand chord, and are zero in  $\tilde{\mathcal{A}}^1$ . This means that chord endings on the poles commute, and there are no further relations. Such a chord diagram corresponds naturally to a cyclic word by labeling the poles with  $x_1, \dots, x_p$  and reading along the circle skeleton, as on the right of Figure 21. Indeed, this is an isomorphism, and gives the explicit description of  $\text{gr } \beta$ .

Having identified the domain of the Goldman Bracket,  $|\mathbb{C}\pi| \otimes |\mathbb{C}\pi|$ , as  $\tilde{\mathcal{T}}^1(\mathbb{O}) \otimes \tilde{\mathcal{T}}^1(\mathbb{O})$  through the isomorphism  $\beta$ , we can now show that the Goldman bracket is induced – in the sense of Section 2 – by the stacking commutator on  $\mathbb{C}\tilde{\mathcal{T}}$ .

thm:bracketsnake

**Theorem 5.5.** *Let  $\lambda_1 : \tilde{\mathcal{T}}_{\nabla}^2(\mathbb{O}) \otimes \tilde{\mathcal{T}}_{\nabla}^2(\mathbb{O}) \rightarrow \tilde{\mathcal{T}}_{\nabla}^2(\mathbb{O})$  denote the stacking product. Let  $\lambda_2$  denote the opposite product given by  $\lambda_2(K_1, K_2) = K_2 K_1$ . the stacking commutator  $\lambda = \lambda_1 - \lambda_2$  induces a unique map  $\hat{\eta} : \tilde{\mathcal{T}}^1(\mathbb{O}) \otimes \tilde{\mathcal{T}}^1(\mathbb{O}) \rightarrow \tilde{\mathcal{T}}^1(\mathbb{O})$ , in the sense of the commutative diagram in Figure 22. The map  $\hat{\eta}$  coincides with the Goldman bracket on  $|\mathbb{C}\pi|$  via the identification  $\beta : \tilde{\mathcal{T}}^1(\mathbb{O}) \xrightarrow{\cong} |\mathbb{C}\pi|$ , that is,*

$$[-, -]_G = \beta \circ \hat{\eta} \circ (\beta^{-1} \otimes \beta^{-1}).$$

DROR SIGNED OFF  
HERE





$$\begin{array}{ccccccc}
 0 & \longrightarrow & \text{Ker} & \longrightarrow & \tilde{\mathcal{T}}_{\nabla}^{1/2}(\mathbb{O}) \otimes \tilde{\mathcal{T}}_{\nabla}^{1/2}(\mathbb{O}) & \longrightarrow & \tilde{\mathcal{T}}^1(\mathbb{O}) \otimes \tilde{\mathcal{T}}^1(\mathbb{O}) \longrightarrow 0 \\
 & & \downarrow 0 & & \downarrow \lambda & & \downarrow 0 \\
 0 & \longrightarrow & \tilde{\mathcal{T}}_{\nabla}^{1/2}(\mathbb{O}\mathbb{O}) & \longrightarrow & \tilde{\mathcal{T}}_{\nabla}^{1/2}(\mathbb{O}\mathbb{O}) & \longrightarrow & \tilde{\mathcal{T}}^1(\mathbb{O}\mathbb{O}) \longrightarrow 0 \\
 & & \uparrow m_b & & \uparrow \hat{\eta} & & \\
 & & \tilde{\mathcal{T}}^1(\mathbb{O}) & & & & 
 \end{array}$$

$\eta$  (dashed arrow from Ker to  $\tilde{\mathcal{T}}^1(\mathbb{O}) \otimes \tilde{\mathcal{T}}^1(\mathbb{O})$ )  
 $\hat{\eta}$  (dashed arrow from  $\tilde{\mathcal{T}}^1(\mathbb{O})$  to  $\tilde{\mathcal{T}}_{\nabla}^{1/2}(\mathbb{O}\mathbb{O})$ )

FIGURE 22. Recovering the Goldman bracket. The horizontal maps are the natural quotient and inclusion maps, and Ker denotes the kernel of the consecutive projection. The map  $m_b$  denotes the multiplication by  $b$  map (as in Lemma 4.21).

fig:Snakeforbracket

*Proof.* The vector space  $\tilde{\mathcal{T}}_{\nabla}^{1/2}(\mathbb{O})$  is generated by the cosets of knots in  $M_p$ . For  $K_1, K_2 \in \tilde{\mathcal{T}}$ , we abuse notation and denote by  $K_1 \otimes K_2$  the coset of  $K_1 \otimes K_2$  in  $\tilde{\mathcal{T}}_{\nabla}^{1/2}(\mathbb{O}) \otimes \tilde{\mathcal{T}}_{\nabla}^{1/2}(\mathbb{O})$ . The stacking commutator  $\lambda(K_1 \otimes K_2) = K_1 K_2 - K_2 K_1$  is the difference between placing  $K_2$  above or below  $K_1$  in  $D_p \times I$ .

where?

We first show that the right hand square commutes. Regularly project  $K_1, K_2$  and their stacking products to the bottom  $D_p$  to obtain knot diagrams  $D_1$  and  $D_2$ , and link diagrams  $D_1 D_2$  and  $D_2 D_1$ . A *mixed crossing* of a link diagram be a crossing where the two strands belong to separate components. Notice that the in  $D_2 D_1$  is precisely  $D_1 D_2$  with all mixed crossings flipped.

equiv classes of?

?

Number the mixed crossings of  $D_1 D_2$  from 1 to  $r$ , and let  $L_i$  denote the link diagram where the first  $i$  mixed crossings have been flipped. Specifically,  $L_0 = D_1 D_2$  and  $L_r = D_2 D_1$ . Then  $L_0 - L_r = D_1 D_2 - D_2 D_1$  can be written as a telescopic sum:

eq:Telescope

$$(5.1) \quad D_1 D_2 - D_2 D_1 = (L_0 - L_1) + (L_1 - L_2) + \dots + (L_{r-1} - L_r).$$

In the sum, each term in parenthesis is a two-component link with a single mixed double point, with a sign (the crossing sign of the  $i$ -th mixed crossing). Thus,  $\lambda(K_1, K_2) \in \tilde{\mathcal{T}}_{\nabla}^1$ , and maps to zero in  $\tilde{\mathcal{T}}_{\nabla}^{1/2}$ . Hence, the right hand square commutes.

We now turn to the left square of the diagram. The kernel of the projection map

$$\tilde{\mathcal{T}}_{\nabla}^{1/2}(\mathbb{O}) \otimes \tilde{\mathcal{T}}_{\nabla}^{1/2}(\mathbb{O}) \rightarrow \tilde{\mathcal{T}}_{\nabla}^1(\mathbb{O}) \otimes \tilde{\mathcal{T}}_{\nabla}^1(\mathbb{O})$$

is generated by  $\tilde{\mathcal{T}}_{\nabla}^{1/2}(\mathbb{O}) \otimes \tilde{\mathcal{T}}_{\nabla}^{1/2}(\mathbb{O})$  and  $\tilde{\mathcal{T}}_{\nabla}^{1/2}(\mathbb{O}) \otimes \tilde{\mathcal{T}}_{\nabla}^{1/2}(\mathbb{O})$ . Suppose that  $K_1 \otimes K_2$  is in  $\tilde{\mathcal{T}}_{\nabla}^{1/2}(\mathbb{O}) \otimes \tilde{\mathcal{T}}_{\nabla}^{1/2}(\mathbb{O})$ ; without loss of generality assume that  $K_1$  is a knot

with one double point. Then, by Equation 5.1,  $\lambda(K_1 \otimes K_2)$  can be written as a telescopic sum of links with two double points each, hence it is zero in  $\tilde{\mathcal{T}}_{\nabla}^{1/2}(\circ\circ)$ . Therefore, the left square commutes.

As in Section 2, then  $\lambda$  induces a unique map

$$\eta : \tilde{\mathcal{T}}^{1/1}(\circ) \otimes \tilde{\mathcal{T}}^{1/1}(\circ) \rightarrow \tilde{\mathcal{T}}_{\nabla}^{1/2}(\circ\circ).$$

We can now identify  $\eta$  as the Goldman bracket. The isomorphism  $\beta$  gives  $\tilde{\mathcal{T}}^{1/1}(\circ) \cong |\mathbb{C}\pi|$  (Proposition 5.2) identifies the domain of  $\eta$  with the domain of the Goldman bracket. We will argue that the image of  $\eta$  also lies in  $\tilde{\mathcal{T}}^{1/1}(\circ) \cong |\mathbb{C}\pi|$ .

By Equation (5.1),  $\lambda(K_1, K_2)$  can be written a sum of  $r$  terms, each with one mixed double point. Applying the Conway relation to each of the  $r$  terms of the telescopic sum by smoothing the mixed double points changes the skeletons from two circles to one circle, and introduces a factor of  $b$ :

eq:ConwayTel

$$(5.2) \quad \lambda(K_1 \otimes K_2) = D_1 D_2 - D_2 D_1 \stackrel{\nabla}{=} b(\epsilon_1 K_{s_1} + \epsilon_2 K_{s_2} + \dots + \epsilon_r K_{s_r}).$$

Here  $K_{s_i}$  denotes the knot obtained from  $L_{i-1} - L_i$  by smoothing the mixed double point (which is obtained from the  $i$ -th mixed crossing), and  $\epsilon_i$  is the sign of the  $i$ -th mixed crossing. That is,  $\lambda(K_1, K_2) \in b\tilde{\mathcal{T}}_{\nabla}^{1/2}(\circ)$ . In other words,  $\eta$  factors through  $\tilde{\mathcal{T}}^{1/1}(\circ)$ , which embeds in  $\tilde{\mathcal{T}}_{\nabla}^{1/2}(\circ, \circ)$  via the multiplication by  $b$  map  $m_b$ , by Lemma 4.21. Hence, we obtain the map  $\hat{\eta} : \tilde{\mathcal{T}}^{1/1}(\circ) \otimes \tilde{\mathcal{T}}^{1/1}(\circ) \rightarrow \tilde{\mathcal{T}}^{1/1}(\circ)$ , as needed.

Finally, we check that  $\hat{\eta}$  coincides with the Goldman bracket via the identification  $\beta$ . For curves  $\gamma_1 \otimes \gamma_2 \in \tilde{\mathcal{T}}^{1/1}(\circ) \otimes \tilde{\mathcal{T}}^{1/1}(\circ)$ , let  $K_1 \otimes K_2 \in \tilde{\mathcal{T}}_{\nabla}^{1/2}(\circ) \otimes \tilde{\mathcal{T}}_{\nabla}^{1/2}(\circ)$  be an arbitrary pre-image (vertical lift) of  $\gamma_1 \otimes \gamma_2$ . Then

$$\eta(\gamma_1 \otimes \gamma_2) = \frac{\lambda(K_1 \otimes K_2)}{b} \in \tilde{\mathcal{T}}^{1/1}(\circ),$$

where we use the notation  $\frac{1}{b}$  to mean composition with  $q_b$ . The Goldman bracket (Definition 3.2) is precisely a sum of smoothings of the mixed crossings of  $\gamma_1$  and  $\gamma_2$ . The only thing to check is that the crossing signs coincide with the negative signs of the local coordinate systems in the Goldman bracket definition, which is indeed the case. See Figure 23 for an example.  $\square$

Recall that the graded Goldman bracket is a map  $[-, -]_{\text{gr}G} : |\text{FA}| \otimes |\text{FA}| \rightarrow |\text{FA}|$  from in Proposition 3.6. We identified  $|\text{FA}|$  as  $\tilde{\mathcal{A}}^{1/1}(\circ)$  through the map  $\text{gr}\beta$  in Proposition 5.3. By taking the associated graded of the diagram in Figure 22 we arrive at the commutative diagram in Figure 24 and recover the associated graded Goldman bracket:

**Corollary 5.6.** *The diagram in Figure 24 commutes, the rows are exact,  $\text{gr}\eta$  is the induced connecting homomorphism. Therefore,  $\text{gr}\hat{\eta}$  is the associated graded Goldman bracket via the identification  $\mathcal{A}^{1/1}(\circ) \cong |\text{FA}|$  from  $\text{gr}\beta$ , as*

$$\text{gr}[\cdot, \cdot]_G = \text{gr}\beta \circ \text{gr}\hat{\eta} \circ (\text{gr}\beta^{-1} \otimes \text{gr}\beta^{-1}).$$

Zsuzsi edited to here  
Should I make a real  
figure?

Nancy - we should  
discuss this figure on  
Thursday/Friday

snakefor\_gr\_bracket

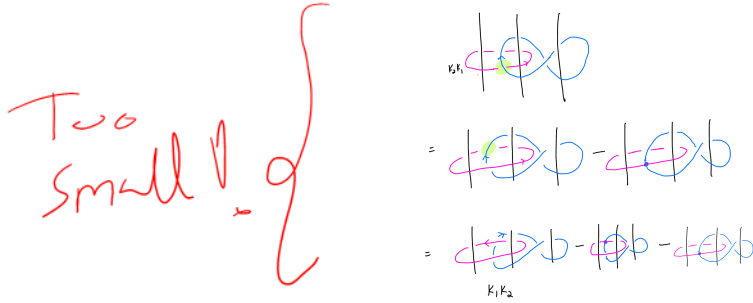


FIGURE 23. Example commutator bracket computation.

fig:combracket

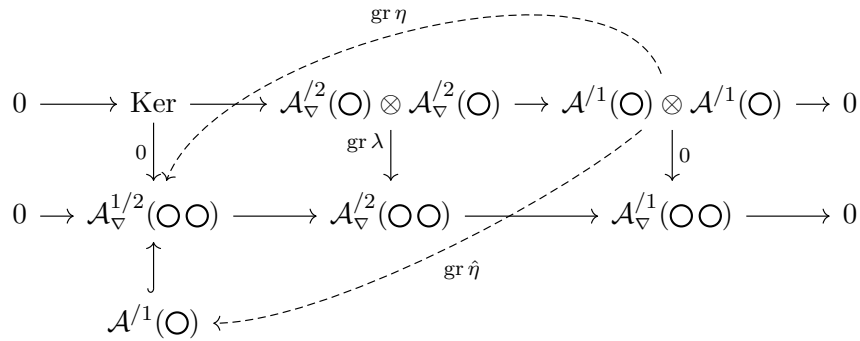


FIGURE 24. The associated graded of the commutative diagram of Figure 22.

Snakefor\_gr\_bracket

*Proof.* Corollary 2.4 states that applying  $\text{gr}$  to the commutative, exact diagram in Figure 22 gives the commutative and exact diagram in Figure 24, and guarantees that  $\text{gr } \eta$  is the unique induced connecting homomorphism. The graded Goldman bracket is then realized by

$$\text{gr}[\cdot, \cdot]_G = \text{gr } \beta \circ \text{gr } \hat{\eta} \circ (\text{gr } \beta^{-1} \otimes \text{gr } \beta^{-1}).$$

□

hm:Cube\_for\_bracket

**Theorem 5.7.** *The Kontsevich integral descends to a homomorphic expansion for the Goldman Bracket. That is, the outside square of the following diagram*

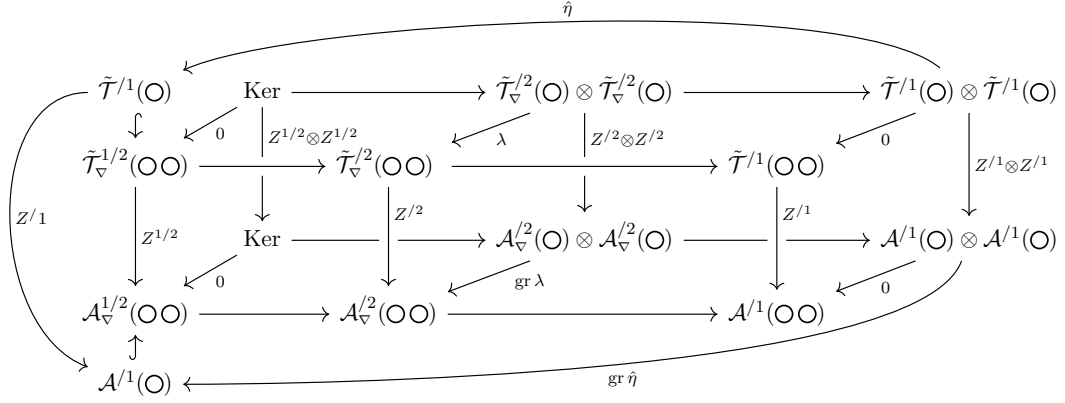


FIGURE 25. Commutative cube showing the formality of the Goldman bracket from the Kontsevich integral.

commutes:

$$\begin{array}{ccccc}
 & & [\cdot, \cdot]_G & & \\
 & \swarrow & & \searrow & \\
 |\mathbb{C}\pi| & \xleftarrow{\cong/\beta} & \tilde{\mathcal{T}}^{1/1}(\mathcal{O}) & \xleftarrow{\tilde{\eta}} & \tilde{\mathcal{T}}^{1/1}(\mathcal{O}) \otimes \tilde{\mathcal{T}}^{1/1}(\mathcal{O}) & \xleftarrow{\cong/\beta^{-1} \otimes \beta^{-1}} & |\mathbb{C}\pi| \otimes |\mathbb{C}\pi| \\
 \downarrow Z^{1/1} & & \downarrow Z^{1/1} & & \downarrow Z^{1/1} \otimes Z^{1/1} & & \downarrow Z^{1/1} \otimes Z^{1/1} \\
 |\widehat{\text{FA}}| & \xleftarrow{\cong/\text{gr } \beta} & \mathcal{A}^{1/1}(\mathcal{O}) & \xleftarrow{\text{gr } \tilde{\eta}} & \mathcal{A}^{1/1}(\mathcal{O}) \otimes \mathcal{A}^{1/1}(\mathcal{O}) & \xleftarrow{\cong/\text{gr } \beta^{-1} \otimes \text{gr } \beta^{-1}} & |\widehat{\text{FA}}| \otimes |\widehat{\text{FA}}| \\
 & & & & & & \\
 & \swarrow & & \searrow & \\
 & & \text{gr}[\cdot, \cdot]_G & & 
 \end{array}$$

Fig:Cube\_for\_bracket

*Proof.* The top and bottom squares commute by Theorem 5.5 and Corollary 5.6. All that needs to be shown is the commutativity of the middle square. This middle square occurs as the diagonal square of the multi-cube in Figure 25.

Using the construction in Section 2, we only need to show that the faces of the multi-cube in Figure 25 commute; this implies desired commutativity of the diagonal square. We have already established that the top and bottom faces commute from Theorem 5.5 and Corollary 5.6. The front and back vertical faces commute because  $Z$  is a filtered map with respect to the  $s$ -filtration (Proposition 4.13). The left and right vertical sides commute trivially because of the zero maps.

The Kontsevich integral is homomorphic with respect to the stacking product (Proposition 4.10). Since  $\lambda$  is the difference between the stacking product and its opposite product,  $Z$  is homomorphic with respect to  $\lambda$ . In other words, the

middle vertical face of Figure 25) commutes:

$$\begin{array}{ccc}
 & \tilde{\mathcal{T}}_{\nabla}^{1/2}(\circ) \otimes \tilde{\mathcal{T}}_{\nabla}^{1/2}(\circ) & \\
 & \swarrow \lambda & \downarrow Z^{1/2} \otimes Z^{1/2} \\
 \tilde{\mathcal{T}}_{\nabla}^{1/2}(\circ \circ) & & \mathcal{A}_{\nabla}^{1/2}(\circ) \otimes \mathcal{A}_{\nabla}^{1/2}(\circ) \\
 \downarrow Z^{1/2} & & \swarrow \text{gr } \lambda \\
 \mathcal{A}_{\nabla}^{1/2}(\circ \circ) & & 
 \end{array}$$

In summary, all faces of the multi-cube in diagram in Figure 25 commutes, and therefore so does the induced diagonal square, completing the proof.  $\square$

sec:cobacketinCON

**5.2. The Turaev co-bracket.** In Section 3.2 we reviewed the definition of the Turaev cobracket on  $|\mathbb{C}\pi|$  via the map  $\mu : \mathbb{C}\tilde{\pi} \rightarrow |\mathbb{C}\pi| \otimes \mathbb{C}\pi$ , which required choosing a rotation number  $-1/2$  representative for curves in  $\mathbb{C}\tilde{\pi}$ . Our knot-theoretic lift for the cobracket imitates this construction.

maybe we should revise the commented out example below, showing how the graded bracket works

I can't find the example you are referring to.

We start by interpreting  $\mathbb{C}\tilde{\pi}$  in the context of tangles. Let  $\cap$  denote an interval skeleton component where both endpoints are on the bottom  $D_p \times \{0\}$ . We call a tangle with skeleton  $\cap$  a *bottom tangle*. We mark the endpoints of the interval by  $\bullet$  and  $*$ , as in Figure 26. Furthermore, we denote by  $\tilde{\mathcal{T}}(\circ^k \cap^\ell)$  tangles with  $k$  circle skeleton components, and  $\ell$  bottom intervals.

We extend the projection map  $\beta$  (Proposition 5.1) to such tangles to obtain an isomorphism similar to Corollary ??:

prop:ascispi

**Proposition 5.8.** *There is a well-defined natural bottom projection*

$$\beta : \mathbb{C}\tilde{\mathcal{T}}_{\nabla}(\circ^k \cap^\ell) \rightarrow |\mathbb{C}\pi|^{\otimes k} \otimes \mathbb{C}\pi^{\otimes \ell},$$

which descends to an isomorphism  $\beta : \tilde{\mathcal{T}}^{1/2}(\circ^k \cap^\ell) \xrightarrow{\cong} |\mathbb{C}\pi|^{\otimes k} \otimes \mathbb{C}\pi^{\otimes \ell}$ .

*Proof.* Identical to the proof of Proposition 5.1.  $\square$

we probably need to say this is still filtered?

prop:qbonbottomtangles

**Proposition 5.9.** *The multiplication by  $b$  map descends to an isomorphism*

$$m_b : \tilde{\mathcal{T}}_{\nabla}^{1/2}(\circ \cap) \xrightarrow{\cong} \tilde{\mathcal{T}}_{\nabla}^{1/2}(\cap),$$

with inverse map given by  $q_b$ , division by  $b$ .

*Proof.* From Corollary 4.20, we know  $m_b$  is an isomorphism  $\tilde{\mathcal{T}}_{\nabla}^{1/2} \xrightarrow{\cong} \tilde{\mathcal{T}}_{\nabla}^{1/2}$ , so we only need to address the change in skeleton. The classes of tangles  $T$  in  $\tilde{\mathcal{T}}(\circ \cap)$  generate  $\tilde{\mathcal{T}}_{\nabla}^{1/2}(\circ \cap)$ . Then  $bT$  is equivalent via the Conway relation to a tangle with one double point in  $\tilde{\mathcal{T}}(\cap)$ , as un-smoothing combines the two skeleton components.  $\square$

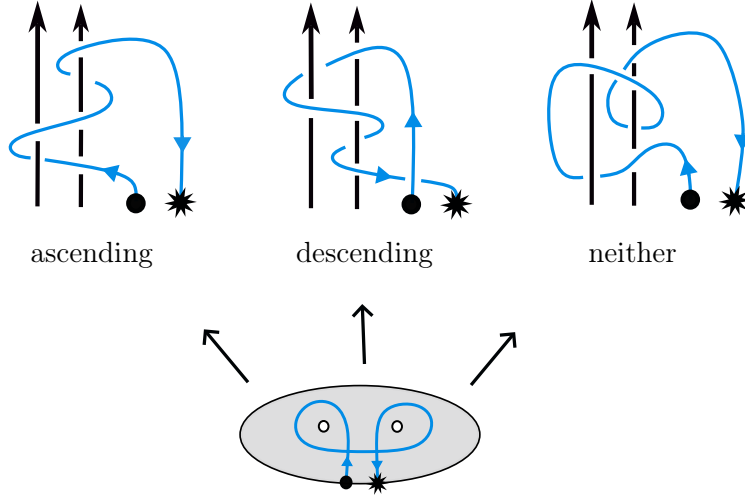


FIGURE 26. An example curve in  $\mathbb{C}\pi$  lifted to bottom tangles. The left lift is an ascending tangle, the middle lift is a descending tangle, and the last lift is neither ascending nor descending. All three tangles are equivalent in  $\tilde{\mathcal{T}}/^1$ , but distinct in  $\tilde{\mathcal{T}}$ .

fig:ascending

gr\_beta\_bot\_tangle

**Proposition 5.10.** *The associated graded map  $\text{gr } \beta : \tilde{\mathcal{A}}(\cap) \rightarrow \text{FA}$  has kernel  $\tilde{\mathcal{A}}^{\geq 1}(\cap)$ . Hence,  $\text{gr } \beta$  descends to an isomorphism  $\text{gr } \beta : \tilde{\mathcal{A}}/^1(\cap) \rightarrow \text{FA}$ .*

Is this true? Add some proof.

Next, we recover the self intersection map  $\mu$ , in the context of tangles, as the connecting homomorphism induced from the difference between two ways to lift a bottom tangle.

def:asc+desc

**Definition 5.11.** Let  $\bullet$  and  $*$  be two points on the boundary of  $D_p$  that are close together. An embedding

$$T : (I, \{0, 1\}) \hookrightarrow (M_p, \{\bullet, *\})$$

representing a bottom tangle is called *ascending* if it “first winds upwards, and then goes *straight* down”. More precisely, if  $(z, s)$  is a global coordinate system for  $M_p = D_p \times I$ , then  $T$  is an ascending tangle if there exists  $c \in (0, 1)$  such that when  $t \in (0, c)$ , the  $\frac{d}{ds}$  component of  $\dot{T}$  is positive, when  $t \in (c + \epsilon, 1)$ ,  $\dot{T}$  is a negative constant multiple of  $\frac{d}{ds}$ , and when  $t \in (c, c + \epsilon)$ ,  $T$  smoothly transitions through a maximum (no sharp corner).

Likewise, such an embedding representing a bottom tangle  $T$  is *descending* if it “first goes straight up, and then winds downward”. So there is  $c \in (0, 1)$  such that when  $t \in (0, c)$ ,  $\dot{T}$  is a positive constant multiple of  $\frac{d}{ds}$  and when  $t \in (c + \epsilon, 1)$  the  $\frac{d}{ds}$  component of  $\dot{T}$  is negative, and when  $t \in (c, c + \epsilon)$ ,  $T$  smoothly transitions through a maximum.

**Definition 5.12.** An *ascending tangle* is a bottom tangle in  $M_p$  whose ambient isotopy class has an ascending embedding. Similarly, a *descending tangle* is a bottom tangle in  $M_p$  whose ambient isotopy class has a descending embedding. See Figure 26 for an example.

Given a curve  $K$  in  $\mathbb{C}\pi$ , through the isomorphism  $\beta$ ,  $K$  can be lifted to a bottom tangle in  $\tilde{\mathcal{T}}^1(\cap)$ . Because we are in the quotient by degree 1 terms, crossings can be changed at will to make the lifted tangle be ascending or descending. However, to lift  $K$  to a framed tangle takes some care. For any framed curve  $K$  in  $\mathbb{C}\pi$ , we can choose a homotopy class representative with rotation number 0 that is a sailing curve. A *sailing curve* is a curve whose tangent vector never points in a fixed specified direction. For this context, viewing  $D_p \times 0$  as a subset of  $\mathbb{C}$  we fix the north direction  $\vec{n}$  to be in the direction of  $i$ , and sailing curves never point north. For a curve to avoid pointing north when turning from west to east, (instead of tacking like a sailboat with your nose to the wind) a kink can be added to loop the curve back around through the south direction and then continue heading east (do a jib turn like a sailboat with your back to the wind). See Figure 27 for an example sailing curve. When taking a lift of a sailing curve  $K$ , there is an ascending lift of the curve where the north vector is never tangent to the curve. We will denote this lift as  $\lambda_a(K)$ . We can choose a framing at each point  $p$  on  $\lambda_a(K)$  by taking the tangent vector  $\vec{T}$  at  $p$  and the projection of  $\vec{n}$  on to the plane normal to  $\vec{T}$  (since  $\vec{T}$  is never parallel to  $\vec{n}$ ). Thus  $\lambda_a(K)$  is a framed ascending bottom tangle. Similarly we can lift  $K$  to a framed descending bottom tangle denoted  $\lambda_d(K)$ . Finally, we define  $\bar{\lambda} : \tilde{\mathcal{T}}^1(\cap) \rightarrow \tilde{\mathcal{T}}^2(\cap)$  by

$$\bar{\lambda}(K) = \lambda_a(K) - \lambda_d(K)$$

to be the difference between the framed ascending bottom tangle and the framed descending bottom tangle. In  $\tilde{\mathcal{T}}^2(\cap)$ , crossing changes matter so  $\bar{\lambda}$  is not the zero map.

Notice that one can convert an ascending bottom tangle to a descending bottom tangle (and vice versa) by first identifying all strand-strand crossings, in all such crossings swap which strand is on top, and then re-adjust the height of the strands to make it descending.

thm:snake\_for\_mu

**Theorem 5.13.** Let  $\lambda_a : \tilde{\mathcal{T}}^1(\cap) \rightarrow \tilde{\mathcal{T}}^2(\cap)$  denote the framed ascending lift and  $\lambda_d$  denote the framed descending lift. Then  $\bar{\lambda} = \lambda_a - \lambda_d$  induces the self intersection  $\mu$  on  $\mathbb{C}\tilde{\pi}$ : the diagram in Figure 28 is commutative and the induced homomorphism  $\hat{\eta}$  agrees with  $\mu$  under the identification  $\beta : \tilde{\mathcal{T}}^1(\mathcal{O}^k \cap^\ell) \xrightarrow{\cong} |\mathbb{C}\pi|^{\otimes k} \otimes \mathbb{C}\pi^{\otimes \ell}$  as

$$\mu = \beta \circ \hat{\eta} \circ \beta^{-1}.$$

Notice that  $\eta$  and  $\hat{\eta}$  are essentially the same map, but where  $\hat{\eta}$  has codomain identified as  $\tilde{\mathcal{T}}^1(\cap)$  by the isomorphism  $q_b$ . The self intersection map  $\mu$  can also be written as  $\mu = \beta \circ q_b \circ \eta \circ \beta^{-1}$ .

I'm confused as to the role  $\beta$  plays here. Don't we need to use the map  $\beta$  to be able to talk about a lift of a curve? I guess more of my question is what is the domain of  $\lambda_a$ ? For the domain of  $\bar{\lambda}$  to be  $\tilde{\mathcal{T}}^1(\cap)$  we need the same domain for  $\lambda_a$ . But I feel like the way we describe it in the paragraph before we are taking the domain of  $\lambda_a$  to be  $\mathbb{C}\tilde{\pi}$ .

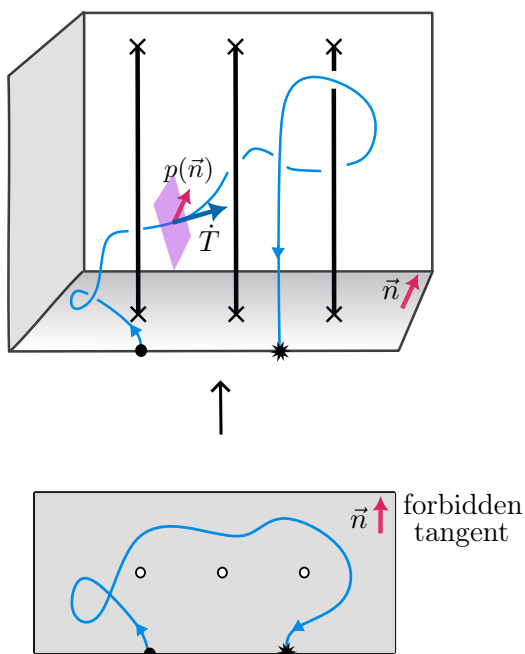


FIGURE 27. A rotation number 0 sailing curve in  $\mathbb{C}\pi$  lifts to a framed bottom tangle in  $M_p$ . Here,  $p(\vec{n})$  is the projection of  $\vec{n}$  on to the plane normal to  $\dot{T}$  at point  $p$ .

raming\_from\_sailing

$$\begin{array}{ccccccc}
 & & & \eta & & & \\
 & & & \curvearrowright & & & \\
 \tilde{\mathcal{T}}_{\nabla}^{1/2}(\cap) & \longrightarrow & \tilde{\mathcal{T}}_{\nabla}^{2}(\cap) & \xrightarrow{q} & \tilde{\mathcal{T}}^{1}(\cap) & \longrightarrow & 0 \\
 & & \downarrow \lambda = \bar{\lambda} \circ q & & \swarrow \bar{\lambda} & & \downarrow 0 \\
 0 & \longrightarrow & \tilde{\mathcal{T}}_{\nabla}^{1/2}(\cap) & \longrightarrow & \tilde{\mathcal{T}}_{\nabla}^{2}(\cap) & \longrightarrow & \tilde{\mathcal{T}}^{1}(\cap) \\
 & & \downarrow q_b & & & & \\
 & & \tilde{\mathcal{T}}^{1}(\circ\cap) & \longleftarrow & \hat{\eta} & & 
 \end{array}$$

FIGURE 28. The nontrivial horizontal maps are the respective quotient maps, and  $q$  is one such quotient map.

fig:Snakeformu

*Proof.* We need to show the right square commutes, which reduces to showing the right bottom triangle commutes. This requires we show  $\bar{\lambda}$  has image in the kernel



of  $\tilde{\mathcal{T}}_{\nabla}^{1/2}(\cap) \rightarrow \tilde{\mathcal{T}}^1(\cap)$ . Let  $T$  be a tangle in  $\tilde{\mathcal{T}}^1(\cap)$ , and let  $T_a$  be a framed ascending bottom lift of  $T$  and  $T_d$  be a framed descending bottom lift of  $T$ . Then  $\bar{\lambda}(T) = T_a - T_d$ .

Starting with  $T_a$ , let  $S$  denote the set of all strand-strand crossings of  $T_a$ . Using double point notation, we can rewrite each crossings in  $S$  as a sum or difference of a double point and and the opposite crossing, i.e.  $\nearrow\searrow = \times + \bowtie$  and  $\nwarrow\swarrow = \nwarrow - \times$ . As in the proof of Theorem 5.5, rewriting each strand-strand-crossing of  $T$  in this way yields a sum indexed by the subsets of  $S$ . For every subset  $X$  of  $S$ , let  $T_X$  denote the tangle where all crossings in  $X$  of  $T_a$  are changed to double points, and all other crossings in  $S \setminus X$  are flipped. Letting  $\epsilon_X$  be the product of the signs in of all the crossings in  $X$ , we get

eq:T\_aAsASum

$$(5.3) \quad T_a = \sum_{X \subseteq S} \epsilon_X T_X.$$

Notice that  $T_{\emptyset} = T_d$ , as all of the strand-strand crossings in  $T_a$  have been flipped, and if  $|X| = i$  then  $T_X \in \tilde{\mathcal{T}}_{\nabla}^{i/2}(\cap)$ . Thus, we see that

$$\bar{\lambda}(T) = T_a - T_d = \sum_{X \subseteq S, |X|=1} \epsilon_X T_X \in \tilde{\mathcal{T}}_{\nabla}^{1/2}(\cap)$$

which concludes that the right square of the diagram in Figure 28 commutes.

We need to show the left square commutes, i.e. that  $\lambda$  applied to anything in  $\tilde{\mathcal{T}}_{\nabla}^{1/2}(\cap)$  included into  $\tilde{\mathcal{T}}_{\nabla}^{2/2}(\cap)$  maps to an element in  $\tilde{\mathcal{T}}_{\nabla}^{1/2}(\cap)$ . Starting with  $T \in \tilde{\mathcal{T}}_{\nabla}^{1/2}(\cap)$ ,  $T$  can be represented as a tangle with one double point, and an ascending lift of  $T$  to  $T_a$  will also have a double point. By the same computation in Equation 5.3,  $\lambda(T)$  is in  $\tilde{\mathcal{T}}_{\nabla}^2(\cap)$  as every term contains the pre-existing double point in  $T$ , and at least one additional double point. Therefore, the left hand square commutes.

As in outlined in Section 2,  $\lambda$  induces a unique well defined homomorphism  $\eta : \tilde{\mathcal{T}}^1(\cap) \rightarrow \tilde{\mathcal{T}}_{\nabla}^{1/2}(\cap)$ . Composing  $\eta$  with the division by  $b$  map,  $q_b$ , we get the map  $q_b \circ \eta \hat{\eta} : \tilde{\mathcal{T}}^1(\cap) \rightarrow \tilde{\mathcal{T}}^1(\circ\cap)$ . We identify  $\hat{\eta}$  as the self-intersecting map,  $\mu$ , through some isomorphisms. We have that the isomorphism  $\beta$  gives  $\tilde{\mathcal{T}}^1(\cap) \cong \mathbb{C}\pi$  (Proposition 5.8), identifying the domain of  $\hat{\eta}$  with the domain of  $\mu$ . Also, from Proposition 5.8,  $\beta$  gives  $\tilde{\mathcal{T}}^1(\circ\cap) \cong |\mathbb{C}\pi| \otimes \mathbb{C}\pi$  which identifies the codomains of  $\mu$  and  $\hat{\eta}$ .

We need to show  $\hat{\eta}$  is the self intersecting map, when composed with  $\beta$ 's.

By passing to the quotient  $\tilde{\mathcal{T}}_{\nabla}^1/\tilde{\mathcal{T}}_{\nabla}^2(\cap)$ , only the terms that have a single double point remain, so  $T - T^{f_b}$  becomes a sum over the  $s$ -crossings of  $T$ , where in each term the  $s$ -crossing is replaced by a double point. The map  $q_b$  uses the Conway relation to smooth these double points to get a two-component tangle, where one component has interval skeleton and the other component has circle skeleton. Thus we land in  $\tilde{\mathcal{T}}_{\nabla}^1(\circ\cap)$ , which is isomorphic to  $|\mathbb{C}\pi| \otimes \mathbb{C}\pi$  via  $\beta$ .  $\square$

the argument below is a relic. We need Tamara's argument from her thesis.

$$\begin{array}{ccccc}
\tilde{\mathcal{T}}_{\nabla}^{1/2}(\cap) & \longrightarrow & \tilde{\mathcal{T}}_{\nabla}^{1/2}(\cap) & \longrightarrow & \tilde{\mathcal{T}}^{1/1}(\cap) \\
\downarrow 0 & & \downarrow \lambda & & \downarrow 0 \\
\tilde{\mathcal{T}}_{\nabla}^{1/2}(\cap) & \longrightarrow & \tilde{\mathcal{T}}_{\nabla}^{1/2}(\cap) & \longrightarrow & \tilde{\mathcal{T}}^{1/1}(\cap) \\
\cong \uparrow q_b & & & & \\
\tilde{\mathcal{T}}^{1/1}(\circ\cap) & \xleftarrow{\hat{\eta}} & & & \\
\downarrow cl & & & & \\
\tilde{\mathcal{T}}^{1/1}(\circ) \otimes \tilde{\mathcal{T}}^{1/1}(\circ) & \xleftarrow{\hat{\zeta}} & & & \\
\downarrow Alt & & & & \\
\tilde{\mathcal{T}}^{1/1}(\circ) \otimes \tilde{\mathcal{T}}^{1/1}(\circ) & \xleftarrow{\zeta} & & & 
\end{array}$$

FIGURE 29. Constructing  $\zeta$  from  $\hat{\eta}$ .

Recall from Section 3.2 that the Turaev cobracket  $\delta$  is constructed from  $\mu$  by post composing with the closure map and then antisymmetrizing. We mimic this construction in the context of tangle diagrams by post composing  $\hat{\eta}$  with a closure map on tangles and then antisymmetrizing, see the diagram in Figure 29. For a bottom tangle, the closure map  $cl : \tilde{\mathcal{T}}(\cap) \rightarrow \tilde{\mathcal{T}}(\circ)$  connects the endpoints of the bottom tangle,  $\bullet$  and  $*$ , by a canonical path in the boundary of the disk. On the skeleton  $\circ\cap$ , the closure map  $cl : \tilde{\mathcal{T}}^{1/1}(\circ\cap) \rightarrow \tilde{\mathcal{T}}^{1/1}(\circ) \otimes \tilde{\mathcal{T}}^{1/1}(\circ)$  orders the components by placing the closed bottom tangle in the second slot. The intermediate induced map after closing, but before antisymmetrizing, is denoted in the diagram in Figure 29 by  $\hat{\zeta}$ , where  $\hat{\zeta} = cl \circ \hat{\eta}$  (after appropriate isomorphisms are applied,  $\hat{\zeta}$  is the *ordered* Turaev cobracket, that when composed with  $Alt$  gives the Turaev cobracket). We will show that  $\hat{\zeta}$  is homomorphic with respect to the Kontsevich integral  $Z$ . The Turaev cobracket  $\delta$  is identified as  $\zeta$ , after appropriate isomorphisms are applied. The homomorphicity of  $\zeta$  with respect to  $Z$  follows from immediately the homomorphicity of  $\hat{\zeta}$  with respect to  $Z$  because  $\text{gr}(Alt) = Alt$ .

Taking the associated graded of the diagram in Figure 29 we arrive at the diagram in Figure 30 and the following Corollary.

**Corollary 5.14.** *The diagram in Figure 30 commutes, the rows are exact,  $\text{gr } \mu$  is the induced connecting homomorphism. Therefore,  $\text{gr } \hat{\zeta}$  is the associated graded ordered Turaev cobracket via the identification  $\mathcal{A}^{1/1}(\circ) \cong |\text{FA}|$  and  $\mathcal{A}^{1/1}(\cap) \cong \text{FA}$  from  $\text{gr } \beta$ , as*

$$\delta_{\text{gr}} = (\text{gr } \beta \otimes \text{gr } \beta) \circ \text{gr } Alt \circ \text{gr } \hat{\zeta} \circ (\text{gr } \beta^{-1}).$$

$$\begin{array}{ccccccc}
 \tilde{\mathcal{A}}_{\nabla}^{1/2}(\cap) & \longrightarrow & \tilde{\mathcal{A}}_{\nabla}^{2}(\cap) & \longrightarrow & \tilde{\mathcal{A}}^{1}(\cap) & \longrightarrow & 0 \\
 \downarrow 0 & & \downarrow \text{gr } \lambda & & \downarrow 0 & & \\
 0 \longrightarrow & \tilde{\mathcal{A}}_{\nabla}^{1/2}(\cap) & \longrightarrow & \tilde{\mathcal{A}}_{\nabla}^{2}(\cap) & \longrightarrow & \tilde{\mathcal{A}}^{1}(\cap) & \\
 \cong \uparrow q_b & & & & & & \\
 \tilde{\mathcal{A}}^{1}(\circ\cap) & \longleftarrow & \text{gr } \hat{\eta} & & & & \\
 \downarrow \text{gr } cl & & & & & & \\
 \tilde{\mathcal{A}}^{1}(\circ) \otimes \tilde{\mathcal{A}}^{1}(\circ) & \longleftarrow & \text{gr } \hat{\zeta} & & & & 
 \end{array}$$

FIGURE 30. Associated graded diagram constructing the graded ordered Turaev cobracket.

akefor\_gr\_cobracket

*Proof.* The maps in the diagram of Figure 29 are filtered maps, and therefore Figure 30 is obtained by applying the associated graded functor to it. As a result, by Corollary 2.4, the diagram of Figure 30 commutes,  $\text{gr } \hat{\eta}$  is the unique induced connecting homomorphism for this diagram, and so  $\text{gr } \hat{\eta}$  is the associated graded of self intersecting map  $\mu$  after applications of  $\text{gr } \beta$ , as  $\text{gr } \mu = \text{gr } \beta \text{ gr } \hat{\eta} \text{ gr } \beta^{-1}$ . Thus we have shown that  $\text{gr } cl \text{ gr } \hat{\eta} = \text{gr}(cl \circ \hat{\eta}) := \text{gr } \hat{\zeta}$  coincides with the graded ordered Turaev cobracket as

$$\delta_{\text{gr}} = (\text{gr } \beta \otimes \text{gr } \beta) \circ \text{gr } Alt \circ \text{gr } \hat{\zeta} \circ (\text{gr } \beta^{-1}).$$

□

pcubesimplification

**Lemma 5.15.** *There exists a map  $\rho : \tilde{\mathcal{T}}^{1}(\circ) \otimes \tilde{\mathcal{T}}^{1}(\circ) \rightarrow \tilde{\mathcal{T}}_{\nabla}^{2}(\circ)$  that makes the diagram in Figure 31 commute.*

*Proof.* There is an isomorphism from  $\tilde{\mathcal{T}}^{1}(\circ) \otimes \tilde{\mathcal{T}}^{1}(\circ)$  to  $\tilde{\mathcal{T}}^{1}(\circ\circ)$  by combining the two tangles into a single tangle and forgetting the order of the components. Since we are modding out by  $s$  degree 1, there is no notion of over or under, these are just curves in the disc.

The map  $\rho : \tilde{\mathcal{T}}^{1}(\circ) \otimes \tilde{\mathcal{T}}^{1}(\circ) \rightarrow \tilde{\mathcal{T}}^{2}(\circ)$  is defined to be the following composition of maps.

$$\begin{array}{ccccccc}
 & & \rho & & & & \\
 & \longleftarrow & \text{curved arrow} & \longrightarrow & & & \\
 \tilde{\mathcal{T}}^{1}(\circ) \otimes \tilde{\mathcal{T}}^{1}(\circ) & \xrightarrow{\text{forget}} & \tilde{\mathcal{T}}^{1}(\circ\circ) & \xrightarrow[\cong]{m_b} & \tilde{\mathcal{T}}_{\nabla}^{1/2}(\circ) & \longleftarrow & \tilde{\mathcal{T}}_{\nabla}^{2}(\circ)
 \end{array}$$

Since the image of  $\rho$  in  $\tilde{\mathcal{T}}_{\nabla}^{2}$  is all of  $\tilde{\mathcal{T}}^{1/2}$  we get the following short exact sequence.

$$\begin{array}{ccccccc}
\tilde{\mathcal{T}}_{\nabla}^{1/2}(\cap) & \longrightarrow & \tilde{\mathcal{T}}_{\nabla}^{1/2}(\cap) & \longrightarrow & \tilde{\mathcal{T}}^{1/1}(\cap) & & \\
\downarrow 0 & & \downarrow \lambda & & \downarrow 0 & & \\
\tilde{\mathcal{T}}_{\nabla}^{1/2}(\cap) & \longrightarrow & \tilde{\mathcal{T}}_{\nabla}^{1/2}(\cap) & \longrightarrow & \tilde{\mathcal{T}}^{1/1}(\cap) & & \\
\cong \downarrow q_b & & & & & & \\
\tilde{\mathcal{T}}^{1/1}(\cap) & \xleftarrow{\hat{\eta}} & & & & & \\
\downarrow cl & & \downarrow cl & & \downarrow 0 & & \\
\tilde{\mathcal{T}}^{1/1}(\circ) \otimes \tilde{\mathcal{T}}^{1/1}(\circ) & \xrightarrow{\exists \rho} & \tilde{\mathcal{T}}_{\nabla}^{1/2}(\circ) & \longrightarrow & \tilde{\mathcal{T}}^{1/1}(\circ) & \longrightarrow & 0
\end{array}$$

FIGURE 31. Commutative diagram for Lemma 5.15.

pcubesimplification

$$\tilde{\mathcal{T}}^{1/1}(\circ) \otimes \tilde{\mathcal{T}}^{1/1}(\circ) \xrightarrow{\rho} \tilde{\mathcal{T}}_{\nabla}^{1/2}(\circ) \longrightarrow \tilde{\mathcal{T}}^{1/1}(\circ) \longrightarrow 0$$

The commutativity of the diagram in Figure 31 relies finally on the commutativity of the bottom left square. We single this square out below and verify the commutativity.

$$\begin{array}{ccc}
\tilde{\mathcal{T}}_{\nabla}^{1/2}(\cap) & \xrightarrow{\quad\quad\quad} & \tilde{\mathcal{T}}_{\nabla}^{1/2}(\cap) \\
\cong \downarrow q_b & & \downarrow cl \\
\tilde{\mathcal{T}}^{1/1}(\cap) & & \\
\downarrow cl & \xrightarrow{\quad \rho \quad} & \\
\tilde{\mathcal{T}}^{1/1}(\circ) \otimes \tilde{\mathcal{T}}^{1/1}(\circ) & \longrightarrow & \tilde{\mathcal{T}}^{1/1}(\circ) \otimes \tilde{\mathcal{T}}^{1/1}(\circ) \xrightarrow{\cong} \tilde{\mathcal{T}}_{\nabla}^{1/2}(\circ) \xrightarrow{\quad} \tilde{\mathcal{T}}_{\nabla}^{1/2}(\circ)
\end{array}$$

This proof is casual and needs to be made more formal.

Let  $T \in \tilde{\mathcal{T}}_{\nabla}^{1/2}(\cap)$ , then  $T$  is represented by bottom tangle with exactly one double point. Following along the top and right of the diagram, when  $T$  is closed, the result is a closed loop with one double point as an element in  $\tilde{\mathcal{T}}_{\nabla}^{1/2}(\circ)$ . Following along the right and bottom of the square, smoothing the double point of  $T$  using the Conway relation creates  $b$  times a two component tangle with one closed loop and a bottom tangle, with no double points. Diving by  $b$  places the tangle  $\tilde{\mathcal{T}}^{1/1}(\cap)$ . Closing the bottom tangle and forgetting the order of the closed loops gives a tangle in  $\tilde{\mathcal{T}}^{1/1}(\circ)$  with two closed loops and no double points. Reversing

$$\begin{array}{ccccccc}
 \tilde{\mathcal{A}}_{\nabla}^{1/2}(\cap) & \longrightarrow & \tilde{\mathcal{A}}_{\nabla}^{2}(\cap) & \longrightarrow & \tilde{\mathcal{A}}^{1}(\cap) & & \\
 \downarrow 0 & & \downarrow \text{gr } \lambda & & \downarrow 0 & & \\
 \tilde{\mathcal{A}}_{\nabla}^{1/2}(\cap) & \longrightarrow & \tilde{\mathcal{A}}_{\nabla}^{2}(\cap) & \longrightarrow & \tilde{\mathcal{A}}^{1}(\cap) & & \\
 \cong \updownarrow \text{gr } q_b & & \downarrow & & \downarrow 0 & & \\
 \tilde{\mathcal{A}}^1(\circ \cap) & \longleftarrow & \text{gr } \hat{\eta} & & & & \\
 \downarrow \text{gr } cl & & \downarrow \text{gr } \hat{\zeta} & & \downarrow \text{gr } cl & & \\
 \tilde{\mathcal{A}}^{1}(\circ) \otimes \tilde{\mathcal{A}}^{1}(\circ) & \xrightarrow{\text{gr } \rho} & \tilde{\mathcal{A}}_{\nabla}^{2}(\circ) & \longrightarrow & \tilde{\mathcal{A}}^{1}(\circ) & \longrightarrow & 0
 \end{array}$$

FIGURE 32. Commutative diagram for Lemma 5.15.

tcubesimplification

$$\begin{array}{ccccccc}
 & & \rho & & & & \\
 & \searrow & & \searrow & & & \\
 \tilde{\mathcal{T}}^{1}(\circ) \otimes \tilde{\mathcal{T}}^{1}(\circ) & \xrightarrow{\text{forget}} & \tilde{\mathcal{T}}^{1}(\circ \circ) & \xleftarrow{q_b} & \tilde{\mathcal{T}}_{\nabla}^{1/2}(\circ) & \longrightarrow & \tilde{\mathcal{T}}_{\nabla}^{2}(\circ) \\
 \downarrow Z^{1} \otimes Z^{1} & & \downarrow Z^{1} & & \downarrow Z^{1} & & \downarrow Z^{2} \\
 \tilde{\mathcal{A}}^{1}(\circ) \otimes \tilde{\mathcal{A}}^{1}(\circ) & \xrightarrow{\text{forget}} & \tilde{\mathcal{A}}^{1}(\circ \circ) & \xleftarrow{\text{gr } q_b} & \tilde{\mathcal{A}}_{\nabla}^{1/2}(\circ) & \longrightarrow & \tilde{\mathcal{A}}_{\nabla}^{2}(\circ) \\
 & \searrow & \text{gr } \rho & \searrow & & & \\
 & & & & & & 
 \end{array}$$

FIGURE 33. Commutative diagram for Lemma 5.17

fig:frontlefthomom

the Conway relation along  $m_b$  glues together the two closed loops to get a single closed loop with one double point then included into  $\tilde{\mathcal{T}}^{2}(\circ)$ . This arrives at the same closed loop with one double point as if we had closed  $T$  in the first place.  $\square$

By applying the associated graded to the diagram in Figure 31, we arrive at the next corollary.

tcubesimplification

**Lemma 5.16.** *The diagram in Figure 32 commutes.*

lem:frontlefthomom

**Lemma 5.17.** *The diagram in Figure 33 commutes.*

*Proof.* The right square commutes because  $Z$  is a filtered map and respects filtered inclusions.

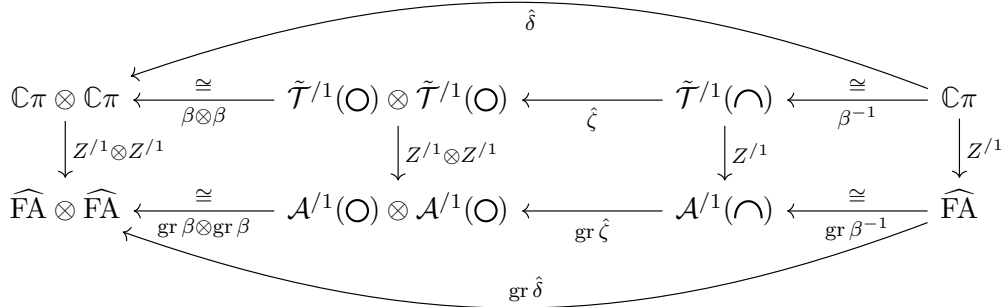
For the middle square, we use the map  $q_b$  from right to left and show commutativity on a double point.

$$\begin{aligned}
 Z^{/1}(q_b(\text{X})) &= Z^{/1}(\text{Y}) = \text{Y} \\
 Z^{/1}(\text{X}) &= e^{C/2} - e^{-C/2} \\
 &= \frac{C}{2} - \left(-\frac{C}{2}\right) + \text{higher degree terms} \in \tilde{\mathcal{A}}_{\nabla}^{/2}(\mathbb{O}) \\
 &= C = \text{X} = a \text{Y} \\
 \text{gr } q_b(Z^{/1}(\text{X})) &= \text{gr}(a) \text{Y} = \text{Y}
 \end{aligned}$$

For the left square,  $Z$  compatible with forgetful is because we land in  $/1$ , where there are no s-s chords.  $\square$

say more about left square  
 cobracket homomorphism

**Theorem 5.18.** *The Kontsevich integral descends to a homomorphic expansion for the ordered Turaev cobracket. That is, the outside square of following diagram commutes:*



*Proof.* In the diagram above, the top and bottom squares commute by Theorem 5.13 and Corollary 5.14. The right and left square trivially commute because  $\beta$  is a filtered isomorphism. All that remains to be shown is the commutativity of the middle square. This middle square occurs as the diagonal square of the multi-cube in Figure 34.

The diagram in Figure 34 is attained by taking the Kontsevich integral of the commutative diagram in Figure 31 (with the middle layers omitted). We have already established that the top and bottom faces commute by Lemma 5.15 and Lemma 5.16. The left and right vertical sides trivially commute because of the zero maps. The front-left vertical square commutes by Lemma 5.17. The front-right and back faces commute because  $Z$  respects the  $s$ -filtration and is homomorphic with respect to the inclusion and quotient maps of the filtered components.

The middle vertical face of Figure 34 is the following square.

Technically we did not show the top square commutes. We showed the top square with  $\mu$  commutes and then show how we build  $\delta$  from  $\mu$ . I'm wondering if we should add in a corollary stating exactly that the top square commutes, or just cite to Theorem 5.13. I'm not sure what the correct argument here should be, but it is something somewhat trivial.

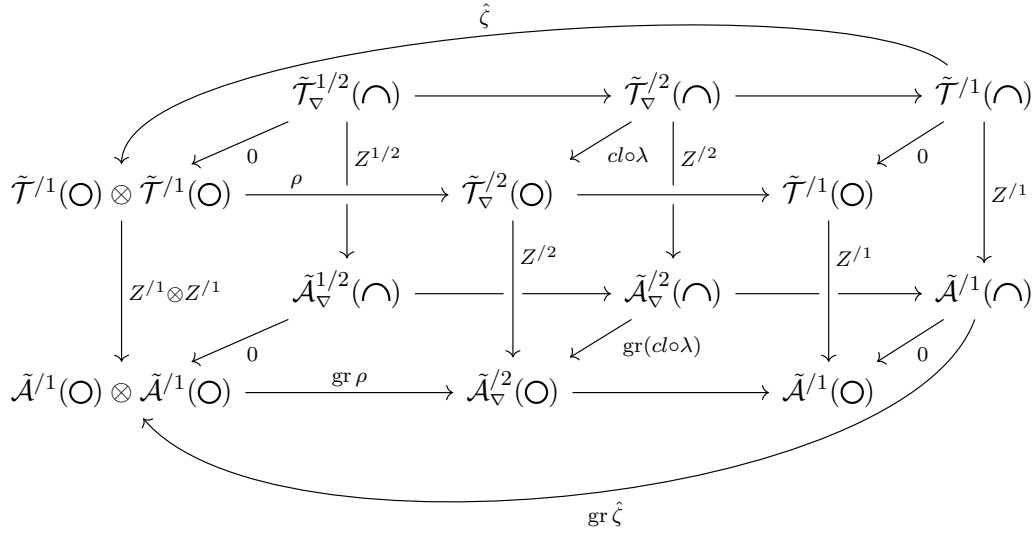
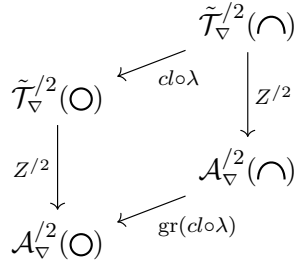


FIGURE 34. Commutative cube showing the formality of the ordered Turaev cobracket from the Kontsevich integral.

Cube\_for\_cobracket



The Kontsevich integral is homomorphic with respect to the flip operation, as shown in Proposition 4.10. The map  $cl \circ \lambda$  applied to a bottom tangle outputs the difference between the closed ascending lift and the closed descending lift. The closed descending lift is the flip of the closed ascending lift. So  $cl \circ \lambda = (id - flip) \circ cl$  acting on ascending representatives.  $Z$  is homomorphic with respect to  $(id - flip) \circ cl$ .

The commutativity of all vertical faces of the cube diagram in Figure 34 implies that the induces diagonal square also commutes, which gives the desired formality of the theorem statement.  $\square$

This is not quite right, FIX ME!

where does conjugation come into play?? Something about flipping first then dragging the ends down and then closing.

remark—if we were doing this with  $\mu$  is it wouldn't work because flip of a bottom tangle is not a bottom tangle. It is much cleaner to just pass to the closures.

## REFERENCES

- AKKN\_highergen** [AKKN18a] Anton Alekseev, Nariya Kawazumi, Yusuke Kuno, and Florian Naef. The goldman-turaev lie bialgebra and the kashiwara-vergne problem in higher genera, 2018.
- akkn\_g0** [AKKN18b] Anton Alekseev, Nariya Kawazumi, Yusuke Kuno, and Florian Naef. The goldman-turaev lie bialgebra in genus zero and the kashiwara-vergne problem. *Advances in Mathematics*, 326:1–53, 2018.
- AKKN\_formality** [AKKN20] Anton Alekseev, Nariya Kawazumi, Yusuke Kuno, and Florian Naef. Goldman-turaev formality implies kashiwara-vergne. *Quantum Topology*, 11(4):657–689, 2020.
- BN1** [BN95] D. Bar-Natan. On the vassiliev knot invariants. *Topology*, 34:423–472, 1995.
- WK02** [BND17] Dror Bar-Natan and Zsuzsanna Dancso. Finite type invariants of w-knotted objects II: tangles, foams and the Kashiwara-Vergne problem. *Math. Ann.*, 367(3-4):1517–1586, 2017.
- CDM\_2012** [CDM12] S. Chmutov, S. Duzhin, and J. Mostovoy. *Introduction to Vassiliev Knot Invariants*. Cambridge University Press, 2012.
- Da** [Dan10] Zsuzsanna Dancso. On the kontsevich integral for knotted trivalent graphs. *Alg. Geom. Topol.*, 10(3):1317–1365, 2010.
- Gol** [Gol86] William Mark Goldman. Invariant functions on lie groups and hamiltonian flows of surface group representations. *Invent. Math.*, 85:263–302, 1986.
- Gor** [Gor99] Viktor Goryunov. Vassiliev invariants of knots in  $\mathbb{R}^3$  and in a solid torus. *Differential and symplectic topology of knots and curves*, *Amer. Math. Soc. Transl.*, 190(2):37–59, 1999.
- HM** [HM21] Kazuo Habiro and Gwénaél Massuyeau. The Kontsevich integral for bottom tangles in handlebodies. *Quantum Topol.*, 12(4):593–703, 2021.
- Kon** [Kon93] Maxim Kontsevich. Vassiliev’s knot invariants. *Adv. in Soviet Math.*, 16(2):137–150, 1993.
- LM95** [LM95] Tu Quoc Thang Le and Jun Murakami. Kontsevich’s integral for the homfly polynomial and relations between values of multiple zeta functions. *Topology and its applications*, 62:193–206, 1995.
- LM96** [LM96] Tu Quoc Thang Le and Jun Murakami. The universal Vassiliev-Kontsevich invariant for framed oriented links. *Compositio Mathematica*, 102(1):41–64, 1996.
- Mag** [Mag35] W Magnus. Beziehungen zwischen gruppen und idealen in einem speziellen ring. *Mathematische Annalen*, 111:259–280, 1935.
- Mas** [Mas18] Géwna el Massuyeau. Formal descriptions of turaev’s loop operations. *Quantum Topol.*, 9:39–117, 2018.
- Tur** [Tur91] Vladimir Turaev. Skein quantization of poisson algebras of loops on surfaces. *Ann. Sci. École Norm. Sup.*, 24:635–704, 1991.



DEPARTMENT OF MATHEMATICS, UNIVERSITY OF TORONTO, TORONTO, ONTARIO, CANADA

*Email address:* `drorbn@math.toronto.edu`

*URL:* <http://www.math.toronto.edu/~drorbn>

SCHOOL OF MATHEMATICS AND STATISTICS, THE UNIVERSITY OF SYDNEY, SYDNEY, NSW,  
AUSTRALIA

*Email address:* `zsuzsanna.dancso@sydney.edu.au`

SCHOOL OF MATHEMATICS AND STATISTICS, THE UNIVERSITY OF MELBOURNE, MEL-  
BOURNE, VICTORIA, AUSTRALIA

*Email address:* `hogant@student.unimelb.edu.au`

*URL:* <https://www.tamaramaehogan.com/>

DEPARTMENT OF MATHEMATICS, UNIVERSITY OF TORONTO, TORONTO, ONTARIO, CANADA

*Email address:* `chengjin.liu@mail.utoronto.ca`

DEPARTMENT OF MATHEMATICS AND STATISTICS, ELON UNIVERSITY, ELON, NORTH CAR-  
OLINA

*Email address:* `nscherich@elon.edu`

*URL:* <http://www.nancyscherich.com>