

## FAS Winter 2026 UG Course Evaluation Report

Please review the [Step-by-Step Guide to Reviewing Your Course Evaluations](#) for instructors to assist with interpreting your report(s).

### Content of Course Evaluation Reports

The University of Toronto's Cascaded Course Evaluation Framework (CCEF) offers the opportunity for students to provide feedback on their own learning experiences. The CCEF comprises institutional items, divisional items, departmental items as well as instructor-selected items. More information about the CCEF is available on the [course evaluations website](#).

While interpreting course evaluation results, it is important to keep the following in mind:

Course evaluations provide student perspectives on their learning experiences in the course and experts on teaching evaluation advise that no individual method gives the complete picture of an instructor's teaching effectiveness. Moreover, in the U of T context, other factors such as class size and class level were found to cause small variations in the numerical ratings.

This report contains four sections:

<p><b>Section 1: Quantitative Data</b> Results of institutional, divisional, and departmental rating-scale items.</p>	<p><b>Section 2: Instructor-Selected Items</b> Results of rating-scale items you have selected during the Item Selection period <b>this term</b>.</p>	<p><b>Section 3: Comparative Data</b> Comparative results of this course vs. all courses evaluated in the department and/or division <b>this term</b>.</p>	<p><b>Section 4: Qualitative Comments</b> Unedited student responses to the institutional open-ended questions.</p>
---	---	--	---

### Statistical Terms Used in this Report

<p><b>Mean:</b> The mathematical average.</p>	<p><b>Median:</b> The middle value when all responses are ordered. Less sensitive to extreme and/or divergent scores.</p>	<p><b>Mode:</b> The most frequently occurring score.</p>	<p><b>Standard Deviation:</b> A measure to indicate the "spread" of the scores.</p>
<p><b>The Institutional Composite Mean (ICM):</b> A mathematical average of the first five institutional rating scale items (Ins01-05), which represent institution-wide teaching and learning priorities.</p> <p><a href="#">The 2018 Validation Study</a> established the reliability and validity of using the ICM as a metric to understand students' collective experiences.</p>		<p><b>% of Endorsement:</b> The percentage of respondents that selected the two most positive response options ("A Great Deal" and "Mostly" combined in Ins01 to Ins05; "Excellent" and "Very good" combined in Ins06).</p>	

# FAS Winter 2026 UG Course Evaluation Report for Dror Bar-Natan

Course Name: Groups, Rings & Fields MAT347Y1-Y-LEC0101  
Delivery Mode: INPER

Division: ARTSC  
Department: MAT-ARTSC

Raters	Students
Responded	22
Invited	84
Response Ratio	26%

## Section 1: Course Evaluation Results - Quantitative Data

This section provides a figure and statistical information about institutional, divisional, and departmental rating-scale items. Please see Section 4 for open-ended responses.

For the 6 institutional items (Ins01 to Ins06), the two sets of scales and the associated numerical values are:

<b>Ins01-Ins05</b>	<b>Ins06</b>
Not at all-1	Poor-1
Somewhat-2	Fair-2
Moderately-3	Good-3
Mostly-4	Very Good-4
A Great Deal-5	Excellent-5

Divisional and departmental items may use scales different than the two noted above.

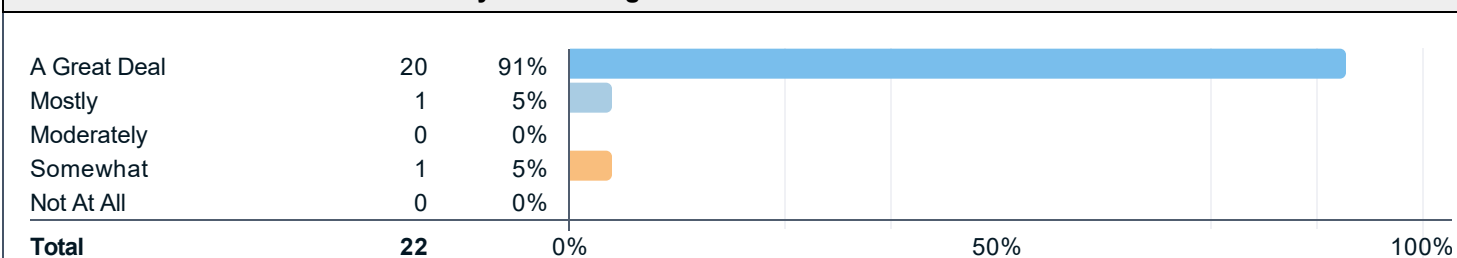
The bar graphs provide the number and percentage of respondents selecting each answer option for each item. The distribution of answer options in the bar graphs gives the most complete information about the typical student response and the variability in the distribution of responses. When interpreting course evaluation results, the bar graph provides more nuanced information than any summary statistic alone.

Mean, Median, Mode and Standard Deviation are calculated from the numerical values of each answer option.

“% of Endorsement” indicates the percentage of respondents that selected the two most positive response options (“A Great Deal” and “Mostly” combined in Ins01 to Ins05; “Excellent” and “Very good” combined in Ins06). Please note that divisional and departmental items might use scales that are not in ascending order and thus “% of Endorsement” is only provided for institutional rating-scale items.

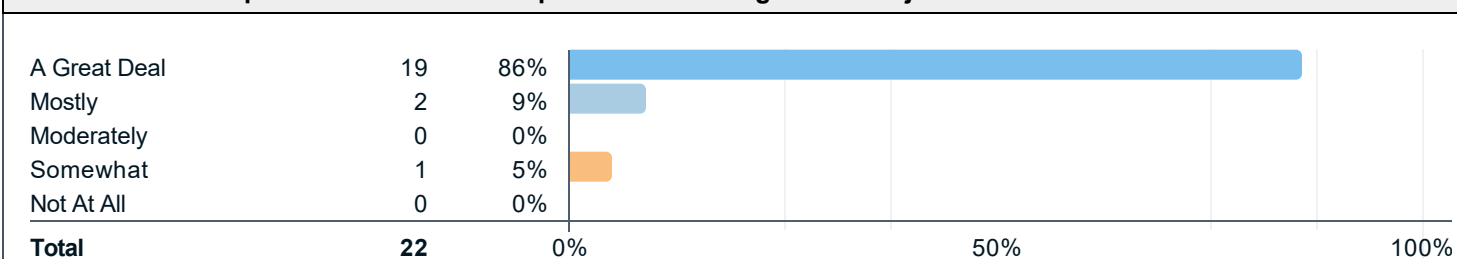
## Institutional Items

### Ins01. I found the course intellectually stimulating.



Statistics	Value
Mean	4.8
Median	5.0
Mode	5
Standard Deviation	0.7
% of Endorsement	95%

### Ins02. The course provided me with a deeper understanding of the subject matter.



Statistics	Value
Mean	4.8
Median	5.0
Mode	5
Standard Deviation	0.7
% of Endorsement	95%

**Ins03. The instructor (Dror Bar-Natan) created an atmosphere that was conducive to my learning.**

A Great Deal	20	91%		
Mostly	0	0%		
Moderately	0	0%		
Somewhat	1	5%		
Not At All	1	5%		
<b>Total</b>	<b>22</b>	<b>0%</b>	<b>0%</b>	<b>100%</b>

Statistics	Value
Mean	4.7
Median	5.0
Mode	5
Standard Deviation	1.0
% of Endorsement	91%

**Ins04. Course projects, assignments, tests, and/or exams improved my understanding of the course material.**

A Great Deal	18	82%		
Mostly	4	18%		
Moderately	0	0%		
Somewhat	0	0%		
Not At All	0	0%		
<b>Total</b>	<b>22</b>	<b>0%</b>	<b>0%</b>	<b>100%</b>

Statistics	Value
Mean	4.8
Median	5.0
Mode	5
Standard Deviation	0.4
% of Endorsement	100%

**Ins05. Course projects, assignments, tests and/or exams provided opportunity for me to demonstrate an understanding of the course material.**

A Great Deal	18	82%		
Mostly	4	18%		
Moderately	0	0%		
Somewhat	0	0%		
Not At All	0	0%		
<b>Total</b>	<b>22</b>	<b>0%</b>	<b>0%</b>	<b>100%</b>

Statistics	Value
Mean	4.8
Median	5.0
Mode	5
Standard Deviation	0.4
% of Endorsement	100%





**Ins06. Overall, the quality of my learning experience in this course was:**

Excellent	19	86%	
Very Good	1	5%	
Good	1	5%	
Fair	0	0%	
Poor	1	5%	
<b>Total</b>	<b>22</b>	<b>0%</b>	

Statistics	Value
Mean	4.7
Median	5.0
Mode	5
Standard Deviation	0.9
% of Endorsement	91%




**Divisional Items**

**FAS001 The instructor (Dror Bar-Natan) generated enthusiasm for learning in the course.**

A Great Deal	18	82%	
Mostly	2	9%	
Moderately	1	5%	
Somewhat	0	0%	
Not At All	1	5%	
<b>Total</b>	<b>22</b>	<b>0%</b>	

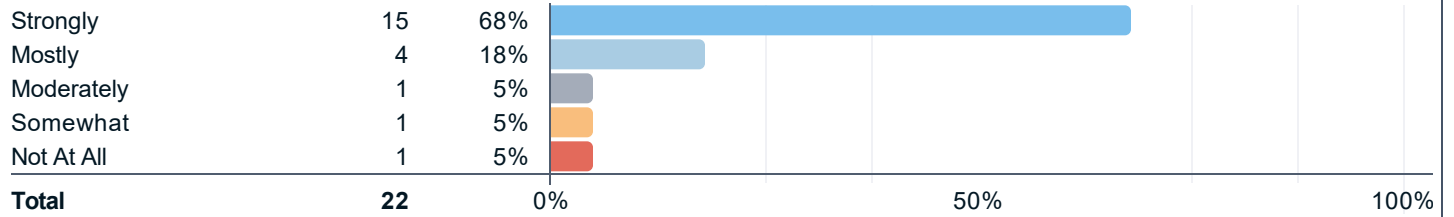
Statistics	Value
Mean	4.6
Median	5.0
Mode	5
Standard Deviation	1.0

**FAS002 Compared to other courses, the workload for this course was...**

Very Heavy	2	9%	
Heavy	7	32%	
Average	13	59%	
Light	0	0%	
Very Light	0	0%	
<b>Total</b>	<b>22</b>	<b>0%</b>	

Statistics	Value
Mean	3.5
Median	3.0
Mode	3
Standard Deviation	0.7

**FAS003 I would recommend this course to other students.**



Statistics	Value
Mean	4.4
Median	5.0
Mode	5
Standard Deviation	1.1

## Departmental Items

### The course instructor (**Dror Bar-Natan**) explained concepts clearly.

A Great Deal	18	82%	
Mostly	2	9%	
Moderately	0	0%	
Somewhat	2	9%	
Not At All	0	0%	
<b>Total</b>	<b>22</b>	<b>0%</b>	<b>0%</b> 50% 100%

Statistics	Value
Mean	4.6
Median	5.0
Mode	5
Standard Deviation	0.9

### The course instructor (**Dror Bar-Natan**) was approachable.

A Great Deal	16	73%	
Mostly	2	9%	
Moderately	2	9%	
Somewhat	1	5%	
Not At All	1	5%	
<b>Total</b>	<b>22</b>	<b>0%</b>	<b>0%</b> 50% 100%


Statistics	Value
Mean	4.4
Median	5.0
Mode	5
Standard Deviation	1.1

### The course instructor (**Dror Bar-Natan**) answered questions clearly.

A Great Deal	16	73%	
Mostly	4	18%	
Moderately	0	0%	
Somewhat	2	9%	
Not At All	0	0%	
<b>Total</b>	<b>22</b>	<b>0%</b>	<b>0%</b> 50% 100%

Statistics	Value
Mean	4.5
Median	5.0
Mode	5
Standard Deviation	0.9

**Overall, the quality of instruction provided by (Dror Bar-Natan) in this course was:**



<b>Statistics</b>	<b>Value</b>
Mean	4.5
Median	5.0
Mode	5
Standard Deviation	1.0

---

## Section 2: Instructor-selected Items

This section provides the results of the quantitative items you selected from the item bank during the question personalization period. These results are available only to you as they serve for personalized formative feedback.

**Please note** instructor-selected items are *not included* in the administrative report provided to your department.

## Section 3: Comparative Data

This section provides comparative information (i.e., means and medians) between the results of this course and those of all courses evaluated in the department (if applicable) and/or in the division **in this term**.

Please note that means for the department/division are weighted by the number of respondents so courses with higher numbers of respondents carry more weight in the calculation of the departmental/divisional mean values.

The departmental and divisional median values are the middle values when responses from all courses are ordered.

Departmental/divisional mean and median values are provided for comparison but due to other course factors that may influence the responses for a course, they should not be regarded as definitive benchmarks.

<b>Institutional Composite Mean (ICM): A mathematical average of the first five institutional rating scale items (Ins01-05).</b>		
<b>Course</b>	<b>Department</b>	<b>Division</b>
<b>4.8</b>	<b>4.0</b>	<b>4.2</b>

<b>Institutional Items</b>	<b>Course Mean</b>	<b>Dept Mean</b>	<b>Div Mean</b>	<b>Course Median</b>	<b>Dept Median</b>	<b>Div Median</b>
Ins01. I found the course intellectually stimulating.	4.8	4.0	4.2	5.0	4.0	4.0
Ins02. The course provided me with a deeper understanding of the subject matter.	4.8	4.1	4.3	5.0	4.0	5.0
Ins03. The instructor ( <a href="#">Dror Bar-Natan</a> ) created an atmosphere that was conducive to my learning.	4.7	4.0	4.2	5.0	4.0	5.0
Ins04. Course projects, assignments, tests, and/or exams improved my understanding of the course material.	4.8	3.9	4.1	5.0	4.0	4.0
Ins05. Course projects, assignments, tests and/or exams provided opportunity for me to demonstrate an understanding of the course material.	4.8	3.9	4.1	5.0	4.0	4.0
Ins06. Overall, the quality of my learning experience in this course was:	4.7	3.6	3.9	5.0	4.0	4.0

<b>Divisional Items</b>	<b>Course Mean</b>	<b>Dept Mean</b>	<b>Div Mean</b>	<b>Course Median</b>	<b>Dept Median</b>	<b>Div Median</b>
FAS001 The instructor ( <a href="#">Dror Bar-Natan</a> ) generated enthusiasm for learning in the course.	4.6	4.1	4.3	5.0	4.0	5.0
FAS002 Compared to other courses, the workload for this course was...	3.5	3.6	3.3	3.0	3.0	3.0
FAS003 I would recommend this course to other students.	4.4	3.6	3.9	5.0	4.0	4.0

<b>Departmental Items</b>	<b>Course Mean</b>	<b>Dept Mean</b>	<b>Course Median</b>	<b>Dept Median</b>
The course instructor ( <a href="#">Dror Bar-Natan</a> ) explained concepts clearly.	4.6	4.0	5.0	4.0
The course instructor ( <a href="#">Dror Bar-Natan</a> ) was approachable.	4.4	4.3	5.0	5.0
The course instructor ( <a href="#">Dror Bar-Natan</a> ) answered questions clearly.	4.5	4.1	5.0	4.0
Overall, the quality of instruction provided by ( <a href="#">Dror Bar-Natan</a> ) in this course was:	4.5	4.0	5.0	4.0

## Section 4: Qualitative Comments

Please note that unedited student responses are presented here in random order.

When reviewing student responses, look for common themes and focus on actionable feedback. For assistance interpreting your report(s), please see details on the [Step-by-Step Guide to Reviewing Your Course Evaluations for Instructors](#).

### Ins07. Please comment on the overall quality of the instruction in this course.

Comments
Homework assignments should be more objective instead of handwavy about hwat is asked. Same for proofs in class.
Professor Bar–Natan's lectures are very fun and engaging, and it's easy to understand what is going on. This does come at a cost of a slower (but enjoyable) pace, but luckily MAT347 is a full–year course with plenty of lecture time. My only dissatisfaction is that not every course is taught by Professor Bar–Natan.
The professor was very engaging and detailed lecturer. Concepts were explained clearly and in a manner that made learning the otherwise abstract content enjoyable and easy to understand.
I really enjoy Professor Bar–Natan's lectures and overall teaching style, as well as his approach to mathematics. Unfortunately, this course was a little rocky because he was not given much time to prepare the material. However, I feel he did an excellent job for the time he was given. He taught the difficult concepts in an easily digestible way with plenty of motivation for covered topics.
Dr. Bar–Natan not only imparted the material but also the intuition behind them. I think the way of thinking behind group and ring theory which he taught is far more valuable for me to take away than the mere facts about group and ring theory.
Great! Dror did a really good job for taking over the class impromptu. I enjoyed it thoroughly and felt that I learned quite a bit to a reasonable level. The one note I have is that the grading did seem quite inflated and I'm not so sure how I should feel about my understanding of the material; I may be being misled into thinking the class is easier than it should be.
Undoubtably, Dror is one of the best professor at UofT! His lectures are simply amazing with not only detailed, exhaustive, intuitive explanations to the course materials but also proper sense of humor to focus everyone's attention on the class.
I took MAT347 before with Joe so I have an idea how this class were like before, even though the content are roughly the the same the overall quality of the instruction was poor due to the often blunders in class. I understand that Dror did not willingly choose to teach this class due to the unfortunate events that happened with Joe, hence he should not be criticize at much for the lack of preparation. However the often blender and lack of conviction in his claim really made me feel like it would rather learn the subject by myself.
Very Nice!!! I love this course.
Good
Went very well — Dror was very organized and his lectures made all the content clear and understandable. In particular, the blackboard shots system was very helpful for reviewing content after the lecture and for being able to focus on the lecture instead of writing things down during lectures.
I think the quality of instruction in this course was excellent, and very well–organized. The blackboard shots were quite helpful!
Extremely high quality. Cannot believe the prof has been learning the course while teaching it's as if he's been teaching this course for years.

### Ins08. Please comment on any assistance that was available to support your learning in the course.

Comments
Weekly office hours were a good way to ask course–related questions.
There were plenty of office hours. I did not go, but they were there and I heard they were good.
Helpful and kind TAs!
Due to the lack of confident I have in Dror's understanding of the subject I didn't go to his office hour, Hence I reached out to the TAs and they are really helpful especially Matt. He's very approachable When I tell him I don't understand something, he would breaking down the concepts step by step and fill in the gaps in my understanding.
Good
Office hours were really helpful; however, in the future some tutorials can be improved. I think it would be better if our TAs circled around the class answering questions while students work, as opposed to having students think for the first 30 minutes and then doing the questions later. Also, it would be better if tutorial questions had more to do with what we were talking about in class.
OH

