

## Section 1 Course Evaluation Executive Summary

Course Name: Adv Ord Diff Equat MAT267H1 - LEC0101

Instructor: Dror Bar-Natan

Course Code: MAT267H1

Section: LEC0101

### Student Course Evaluations

Raters	Students
Responded	33
Invited	52

### Part A. Core Institutional Items

Scale: 1 - Not At All 2 - Somewhat 3 - Moderately 4 - Mostly 5 - A Great Deal

Question	Mean	Standard Deviation
1. I found the course intellectually stimulating.	3.7	0.9
2. The course provided me with a deeper understanding of the subject matter.	3.8	0.9
3. The instructor ( <a href="#">Dror Bar-Natan</a> ) created a course atmosphere that was conducive to my learning.	3.7	1.4
4. Course projects, assignments, tests and/or exams improved my understanding of the course material.	3.8	1.1
5. Course projects, assignments, tests and/or exams provided opportunity for me to demonstrate an understanding of the course material.	3.8	1.0
<b>Institutional Composite Mean</b>	3.8	1.1

Scale: 1 - Poor 2 - Fair 3 - Good 4 - Very Good 5 - Excellent

Question	Mean	Standard Deviation
6. Overall, the quality of my learning experience in this course was....	3.4	1.1

7. Please comment on the overall quality of the instruction in this course.

See Section 2

8. Please comment on any assistance that was available to support your learning in this course.

See Section 2

### Part B. Divisional Items

Scale: 1 - Very Light 2 - Light 3 - Average 4 - Heavy 5 - Very Heavy

Question	Mean	Standard Deviation
9. Compared to other courses, the workload for this course was...	3.3	0.6

Scale: 1 - Almost Never 2 - Less than half 3 - Half of the time 4 - More than half 5 - Almost Always

--	--	--

Question	Mean	Standard Deviation
10. I attended class...	4.2	1.3

Scale: 1 - Not At All 2 - Somewhat 3 - Moderately 4 - Mostly 5 - Strongly

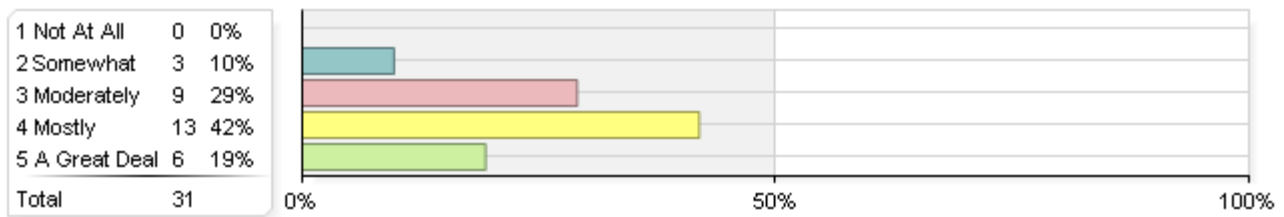
Question	Mean	Standard Deviation
11. I would recommend this course to other students.	3.7	1.1

## Section 2 Course Evaluation Details and Summaries

Response Distributions and Associated Statistics

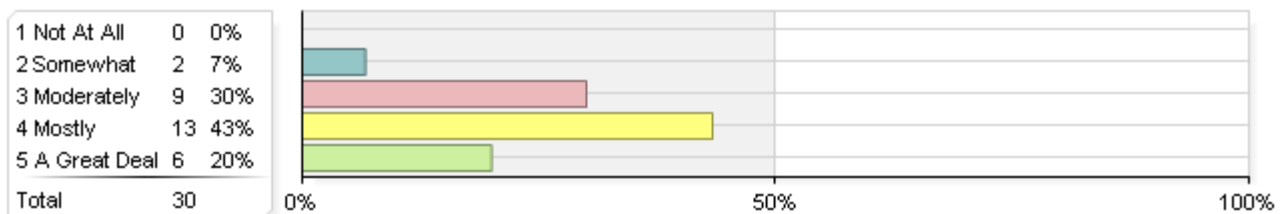
### Part A. Institutional Items

#### 1. I found the course intellectually stimulating.



Statistics	Value
Mean	3.7
Median	4.0
Mode	4
Standard Deviation	+/-0.9

#### 2. The course provided me with a deeper understanding of the subject matter.

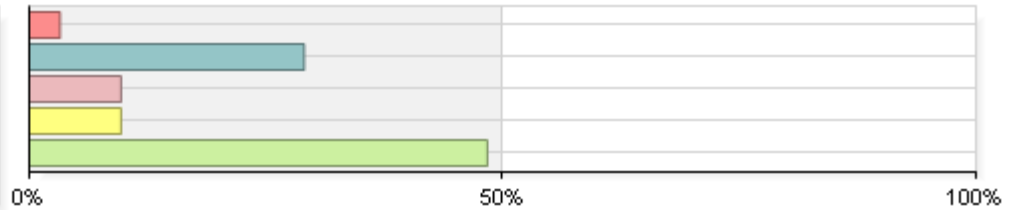


Statistics	Value
Mean	3.8
Median	4.0
Mode	4
Standard Deviation	+/-0.9

#### 3. The instructor ([Dror Bar-Natan](#)) created a course atmosphere that was conducive

to my learning.

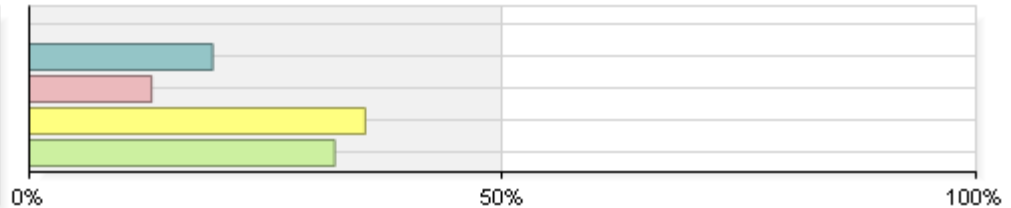
1 Not At All	1	3%
2 Somewhat	9	29%
3 Moderately	3	10%
4 Mostly	3	10%
5 A Great Deal	15	48%
Total	31	



Statistics	Value
Mean	3.7
Median	4.0
Mode	5
Standard Deviation	+/-1.4

**4. Course projects, assignments, tests and/or exams improved my understanding of the course material.**

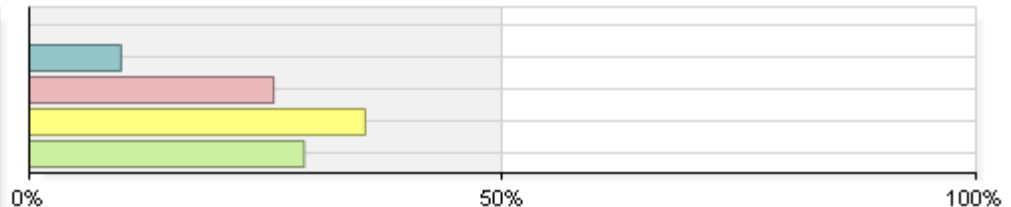
1 Not At All	0	0%
2 Somewhat	6	19%
3 Moderately	4	13%
4 Mostly	11	35%
5 A Great Deal	10	32%
Total	31	



Statistics	Value
Mean	3.8
Median	4.0
Mode	4
Standard Deviation	+/-1.1


**5. Course projects, assignments, tests and/or exams provided opportunity for me to demonstrate an understanding of the course material.**

1 Not At All	0	0%
2 Somewhat	3	10%
3 Moderately	8	26%
4 Mostly	11	35%
5 A Great Deal	9	29%
Total	31	



Statistics	Value
Mean	3.8
Median	4.0
Mode	4
Standard Deviation	+/-1.0

**6. Overall, the quality of my learning experience in this course was....**



Statistics	Value
Mean	3.4
Median	3.0
Mode	4
Standard Deviation	+/-1.1

## 7. Please comment on the overall quality of the instruction in this course.

Comment
1. Prof. Dror is nice and kind, but he fails to explain course material
2. good
3. Professor was disorganized and very admitted scatter minded. At times, he seemed to be making a point of the fact that his scatter mindedness came from a lack of care for "trivialities" that were not trivial to us.
4. It may be due to the course material, but there was a lot of hopping around from one thing to another that made it hard to keep track of as a whole.
5. Professor Bar-Natan teaches very well.
6. Bar-Natan is a highly adept instructor. Material is disseminated clearly and methodically. He speaks from notes which are usually well-prepared, and his lectures have few mistakes, and those that persist are exceedingly minor (such as mixing up a '+' sign with a '-' sign). Bar-Natan's ability to communicate in English is always understandable, but sometimes it is very clear that he does not grasp the English idiom as well as a native speaking would.
7. I had already entered the regular ODEs course (not Advanced) twice, and found it appalling how much that (other) course concentrated on computation. Taking this course was stimulating despite having seen all the subject matter twice in that other context, because of the theory, without it being overwhelmingly theoretical. I'd recommend this course for other students who have only completed MAT237, like myself.
8. I was always looking forward to this class because Professor Dror Bar-Natan always had a unique way of looking at things.
9. Certain topics were quite difficult to follow, but overall it was taught in an engaging way.
10. Very humorous teacher and teaches well.
11. I did not like the text book. It was expensive, over wordy and too often unclear. The Braun textbook is better.
12. Dror is an excellent instructor
13. Great professor, great connections with material previously learned in the course and prerequisites. Mostly clear presentation of the material. Instructor offered great support to solve class conflicts by videotaping Monday lectures and posting the videos on the web.
14. Good
15. The professor is knowledgeable and clear. Material was presented with justification; limits of our present mathematical tools were clearly conveyed.
16. Dror Bar-natan is an excellent professor. He ensures that everything is taught beyond the scope of a textbook, and makes sure to keep classes interesting. He is very inspirational and enthusiastic in his lectures.
17. about this course, he went over too much concepts in very short period, for example we have learned a large amount of concepts in power series and plus alpha ..
broad concepts with very narrow and simple example demonstration

18. Terrible. He has no idea what he is doing. Actually, he himself probably knows the material but is clueless as to how to present it in a precise mathematical manner. Almost all the 'proofs' were hand-wavy and lacking in details. This is NOT how a math specialist course should be run.

19. The instructor kept classes lively and tried to provide a lot of intuition, but the lack of overall structure and the fact that we didn't follow a textbook all the way through made it difficult to see the bigger picture: the classes felt like stand-alone forays into individual topics. The course required a lot of work outside class hours to make rigorous the definitions and theorems that we were presented with, and often the homework seemed computation heavy, and (I found them) sometimes impossible to do without having to revisit the entire topic by researching online, and/or trying to locate said topics in the (occasionally used) textbook. This was very frustrating and time-consuming. That said, the videotaped lectures and active online community made it easy to catch up when classes were missed--which was at least weekly, thanks to a conflict between this and another degree requirement course (PHY254) that was never addressed--props to Dr. Bar-Natan and Jordan for that.

## 8. Please comment on any assistance that was available to support your learning in this course.

### Comment

1. I liked that Prof. Dror has his own wiki site, where anyone who's in the course can post anything course-related. It helps.

2. Good.

3. I did not require any assistance during the course, so I am unable to comment.

4. The instructor's wiki was very helpful, as were the online postings of lectures and photos of the blackboard.

5. Always available.

6. Whenever a professor or instructor in a mathematics course needs to make something clearer or easier to understand on the blackboard with the help of coloured chalk, this should always be immediately available. There should be a small box with about 4-5 different colours of chalk always at hand, and it should be maintained for the duration of the course. This should be done for all mathematics courses. Absolutely ridiculous such a simple service is not provided, considering how much we pay for these courses.

There, I've had my rant. I feel better now.

7. The professor was easy to approach.

8. I loved the posted video's. They really helped if a class was missed due to illness or one got confused during lecture. I wish the TA posted answers to the problem sets.

9. The video taped lectures were very helpful.

10. Accessible.

11. I was able to seek resource on the helpful course Wiki, and visit the professor and TA during their office hours. Due to a conflict with a physics course, videos of all lectures were posted online.

12. Everything was rather straightforward, so no assistance was required for me.

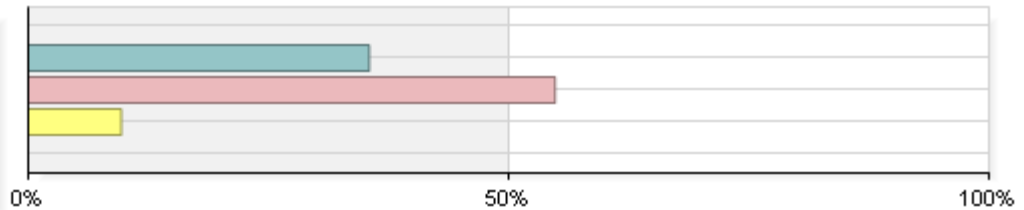
13. Standard tutorial, office hours. There were extra exam office hours.

14. Jordan spent a lot of time during tutorials essentially working through new material, showing us how to actually use the theorems that we proved in class to do computations. In fact, what was covered in tutorial would appear almost exactly on the homework the following week, so it seemed like Dr. Bar-Natan was almost making Jordan do all the annoying application stuff (and a lot of it really was the sort of case-by-case, tedious stuff that no prof wants to work through), so he could put those questions on our problem sets. The main problem with that approach was that we never got to use tutorials to ask questions on the course or on previous assignments, as is the case in most other tutorials. I must add that I never made it to office hours, so it is not as though no options were present; I was merely commenting on the different arrangement of this course.

## Part B. Divisional Items

### 9. Compared to other courses, the workload for this course was...

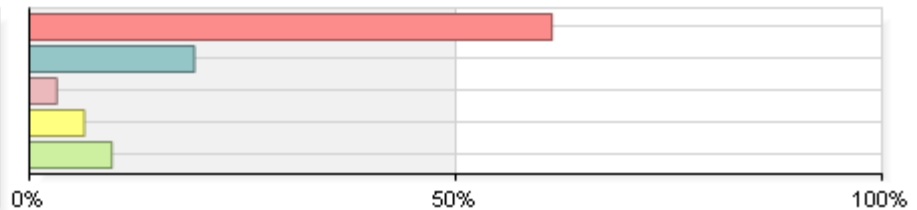
5 Very Heavy	0	0%
4 Heavy	11	35%
3 Average	17	55%
2 Light	3	10%
1 Very Light	0	0%
Total	31	



Statistics	Value
Mean	3.3
Median	3.0
Mode	3
Standard Deviation	+/-0.6

### 10. I attended class...

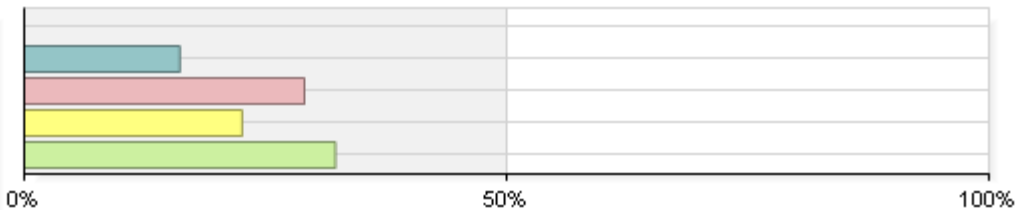
5 Almost Always	19	61%
4 More than half the time	6	19%
3 Half of the time	1	3%
2 Less than half the time	2	6%
1 Almost Never	3	10%
Total	31	



Statistics	Value
Mean	4.2
Median	5.0
Mode	5
Standard Deviation	+/-1.3

### 11. I would recommend this course to other students.

1 Not At All	0	0%
2 Somewhat	5	16%
3 Moderately	9	29%
4 Mostly	7	23%
5 Strongly	10	32%
Total	31	

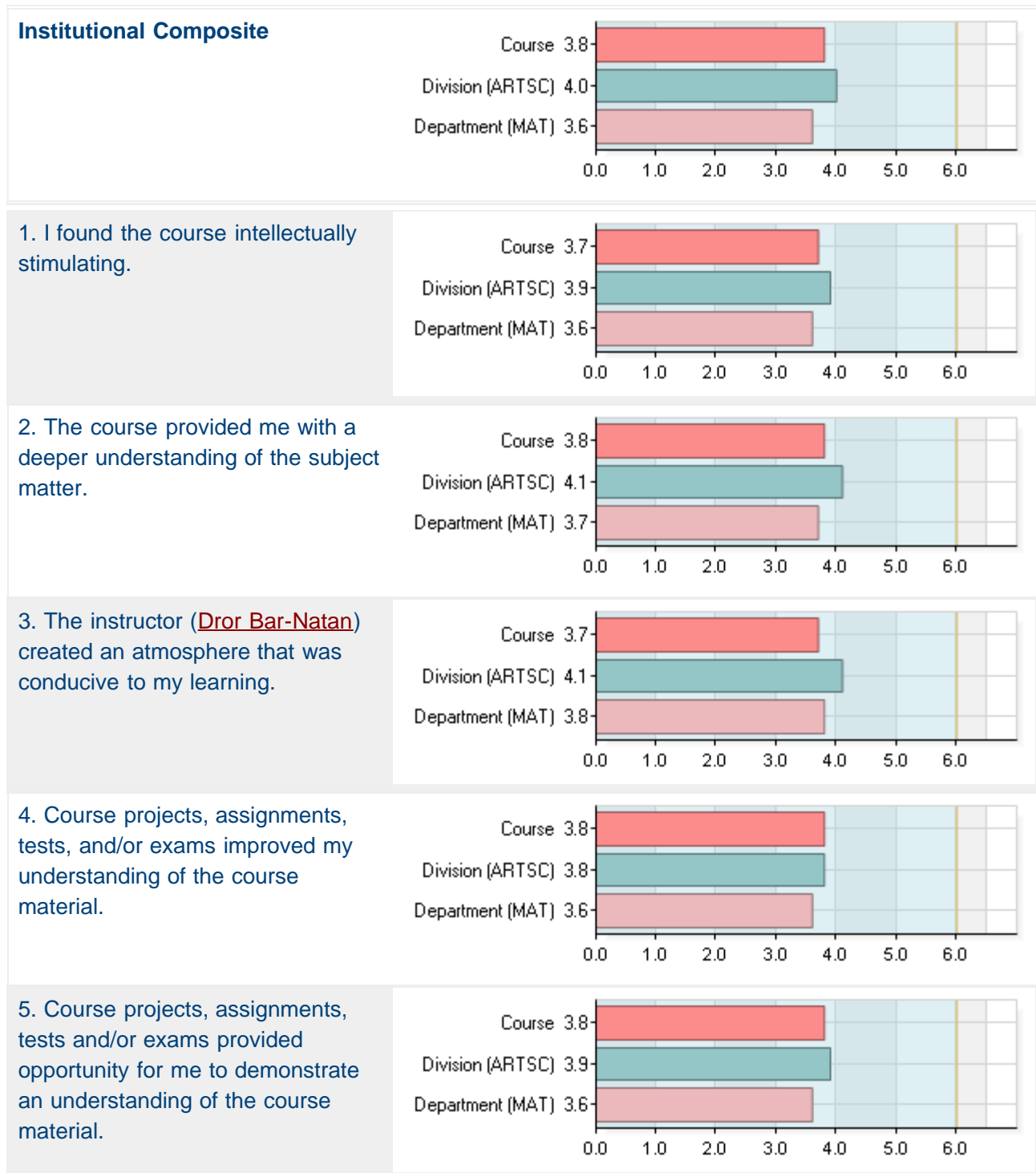


Statistics	Value
Mean	3.7
Median	4.0
Mode	5
Standard Deviation	+/-1.1

## Section 3. Comparative Data

## Part A. Core Institutional Items

Scale: 1 - Not At All 2 - Somewhat 3 - Moderately 4 - Mostly 5 - A Great Deal

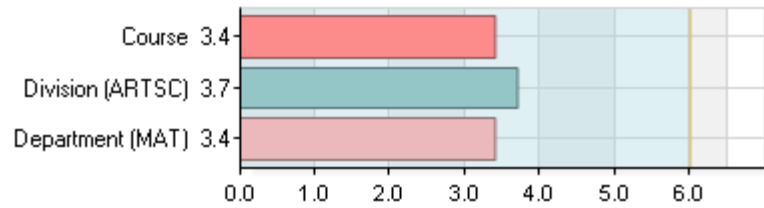


## Section 3. Comparative Data (continued)

Scale: 1 - Poor 2 - Fair 3 - Good 4 - Very Good 5 - Excellent

6. Overall, the quality of my learning experience in this

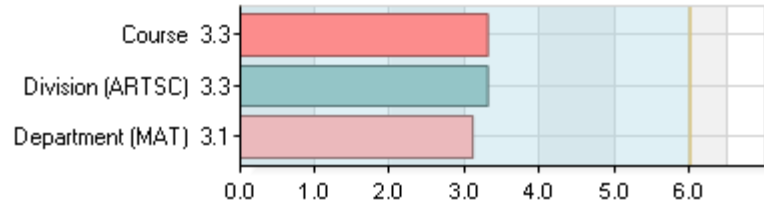
course was:



### Part B. Divisional Items

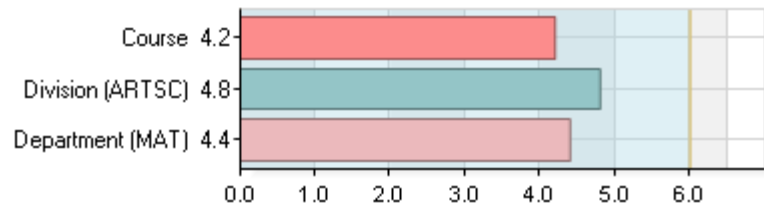
Scale: 1 - Very Light 2 - Light 3 - Average 4 - Heavy 5 - Very Heavy

9. Compared to other courses, the workload for this course was...



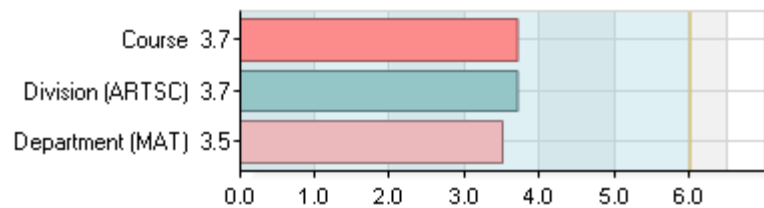
Scale: 1 - Almost Never 2 - Less than half 3 - Half of the time 4 - More than half 5 - Almost Always

10. I attended class...



Scale: 1 - Not At All 2 - Somewhat 3 - Moderately 4 - Mostly 5 - Strongly

11. I would recommend this course to other students.

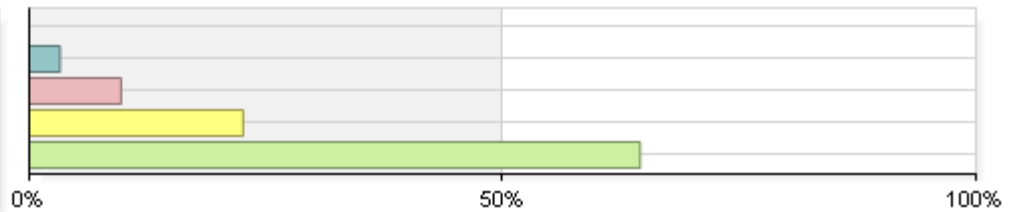


## Section 4. Formative Data

TBI064 The course instructor's online communications to students (discussion posts, video capture, email, announcements, etc) were clear.



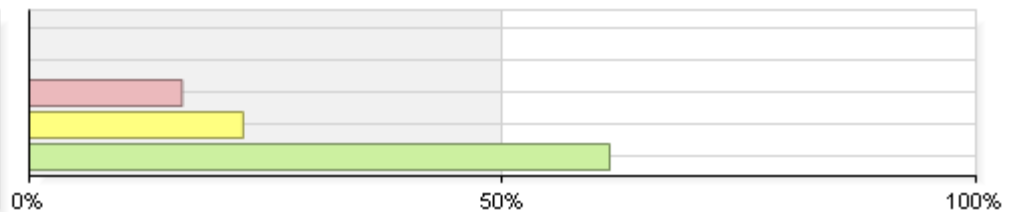
1 Not At All	0	0%
2 Somewhat	1	3%
3 Moderately	3	10%
4 Mostly	7	23%
5 A Great Deal	20	65%
Total	31	



Statistics	Value
Mean	4.5
Median	5.0
Mode	5
Standard Deviation	+/-0.8

**TBI065 The course instructor’s use of the online environment facilitated my understanding of the course material.**

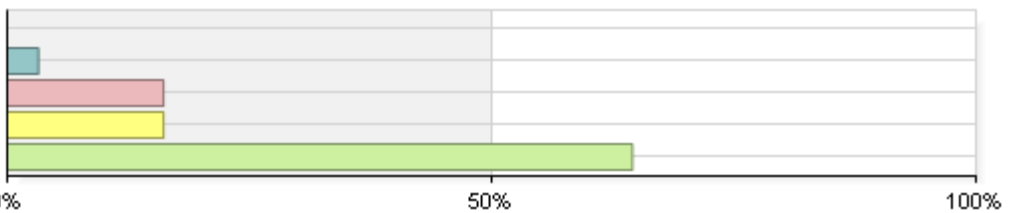
1 Not At All	0	0%
2 Somewhat	0	0%
3 Moderately	5	16%
4 Mostly	7	23%
5 A Great Deal	19	61%
Total	31	



Statistics	Value
Mean	4.5
Median	5.0
Mode	5
Standard Deviation	+/-0.8

**TBI072 Overall, the quality of the online environment within this course was:**

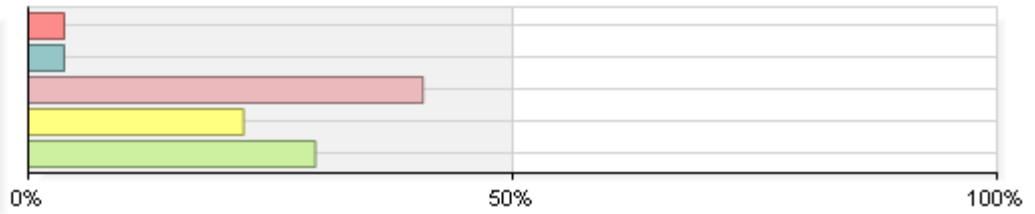
1 Poor	0	0%
2 Fair	1	3%
3 Good	5	16%
4 Very Good	5	16%
5 Excellent	20	65%
Total	31	



Statistics	Value
Mean	4.4
Median	5.0
Mode	5
Standard Deviation	+/-0.9

**TBI999 The course stimulated new ways for me to think about the world.**

1 Poor	1	4%
2 Fair	1	4%
3 Good	11	41%
4 Very Good	6	22%
5 Excellent	8	30%
<b>Total</b>	<b>27</b>	



Statistics	Value
Mean	3.7
Median	4.0
Mode	3
Standard Deviation	+/-1.1