

Description of Your Report

Your Course Evaluation Report contains up to four sets of items, represented in up to four sections in your report, described below.

Sets of Items

Institutional Items

These eight items are consistent across the University of Toronto. They are comprised of:

- Five rating-scale items which represent institution-wide teaching and learning priorities.
 - ◊ **The institutional composite mean, a mathematical average of these first five items.**
- One rating-scale item on the overall quality of a student's learning experience.
- Two qualitative comment items.

Divisional Items

These items are consistent across your division. They represent division-wide priorities for teaching and learning.

Departmental/Program/Course-Type Items

These items (when applicable) represent further levels of granularity and specificity for teaching and learning priorities within your division (e.g., department, program, course type).

Instructor-Selected Items

These items are optional items which may be selected from the item bank by instructors during the question personalization period.

- **Note that the results from these items are only reported to instructors, as they are primarily intended to function as personal formative feedback.**

Report Sections

The following provide different statistical summaries and representations for your institutional, divisional, and departmental/programmatic items (where appropriate).

Section 1: Course Evaluation Overview

Provides all course evaluation data except instructor-selected items.

Section 2: Response Distributions and Additional Statistics

Provides detailed response distributions.

- The number and relative percentage of respondents providing a given answer is provided, along with a graphical representation.
- This section also reports further statistics for each set of items relative to Section 1.

Section 3: Comparative Data

Provides comparative means for your course as compared to the relevant means across *all other evaluated courses at a particular level of comparison (e.g. division, program)* for each set of items.

Section 4: Instructor-Selected Items

Provides data for optional items that instructors can select from the item bank during the question personalization period. This section is formatted identically to Section 2.

Statistical Terms Used in this Report

Mean: The mathematical average. This measure is the most sensitive, and can be greatly affected by extreme and/or divergent scores.

Median: The middle value when all responses are ordered. This measure is less affected by extreme and/or divergent scores.

Mode: The most frequently occurring score.

Standard deviation: A measure of the "spread" of the data.

FAS Winter 2021 Undergrad

Course Name: Analysis II MAT257Y1-Y-LEC9101 (SYNC) Division: ARTSC Session: Y Session Codes: F = First/Fall, S = Second/Winter	Instructor: Dror Bar-Natan Section: LEC9101 Delivery Mode: SYNC Report Generation Date: April 21, 2021
---	---

Raters	Students
Responded	19
Invited	69

Section 1: Course Evaluation Overview

Part A. Core Institutional Items

Scale: 1 - Not At All 2 - Somewhat 3 - Moderately 4 - Mostly 5 - A Great Deal

Question	Summary	
	Mean	Median
I found the course intellectually stimulating.	4.7	5.0
The course provided me with a deeper understanding of the subject matter.	4.7	5.0
The instructor (Dror Bar-Natan) created an atmosphere that was conducive to my learning.	4.8	5.0
Course projects, assignments, tests, and/or exams improved my understanding of the course material.	4.8	5.0
Course projects, assignments, tests and/or exams provided opportunity for me to demonstrate an understanding of the course material.	4.6	5.0
Institutional Composite Mean	4.7	-

Scale: 1 - Poor 2 - Fair 3 - Good 4 - Very Good 5 - Excellent

Question	Summary	
	Mean	Median
Overall, the quality of my learning experience in this course was:	4.4	5.0

7. Please comment on the overall quality of the instruction in this course.

Comments
One of the best professors I have had so far. He gives very great explanations of everything and is very helpful.
I really enjoyed this course as it was taught by someone with a clear passion for what they do. Highlights include the pictures that would always be drawn for developing intuition and the riddles asked at the beginning of class. I also really appreciate the accommodating mark scheme and the flexibility of the due dates of certain assignments over the course of the year. It means so much to me that when we were swamped with work from our other courses that there was compassion towards our situation. Thank you for a wonderful year!
Dror put a lot of thought and effort into teaching during the pandemic. He was always excellent at giving good intuition behind what were often difficult theorems. Compared to my lectures for my other math classes, Dror explained concepts very clearly and gave very easy-to-follow and interesting lectures.
My favourite math course. All the faculty in this course is kind and helpful! Dror is a really nice professor, his ideas are always brilliant! His is so considerable to us and makes all hard conception easier for us to understand. I am so lucky to meet Dror!
The course was very challenging and the presentation of it made it very interesting and worth the challenge.
The quality of instruction was great. Prof. Bar Natan is a very effective lecturer, and worked successfully to imitate the in person experience
The teaching style took a little getting used to, I think it took me longer than others, but after that it was really an enjoyable experience. The problem sets really helped in understanding the material and the lectures usually gave a [slightly] different perspective than the book on the material, which was also nice.
I think the online environment with the time zone differences etc. made it difficult to find peers to study with/talk to, however. Not sure if anything could have been done about that.
Lectures were mostly clear and content was very interesting
The course was amazingly run and very interactive and insightful. Likely one of the best courses I have taken at this university so far.
Prof. Bar-Natan is an amazing professor. His lectures are paced well and his tests are fair.

8. Please comment on any assistance that was available to support your learning in this course.

Comments
Piazza, TA's, tutorials, and office hours were all available, alongside multiple different recommended readings which we could do to further enhance our learning.
The TAs were always a great help and I really appreciated that many office hours were run each week.
Dror uploaded lecture videos, notes from class and from office hours, as well as tutorial notes.
Petr is my TA, he always prepares a lot for the tutorial. I really appreciate it !
The instructor and TA provided many opportunities to be available (e.g. extra office hours) and provided a lot of feedback and answers to questions (e.g. on a course forum).
Office hours from instructor and TAs
Office hours, tutorials, and lectures
The TAs are very resourceful and knowledgeable. Every tutorial, they came prepared with tips on how we can tackle the problem sets, which was something I appreciated.

Part B. Divisional Items

Scale: 1 - Not At All 2 - Somewhat 3 - Moderately 4 - Mostly 5 - A Great Deal

Question	Summary	
	Mean	Median
FAS001 The instructor (Dror Bar-Natan) generated enthusiasm for learning in the course.	4.7	5.0

Scale: 1 - Very Light 2 - Light 3 - Average 4 - Heavy 5 - Very Heavy

Question	Summary	
	Mean	Median
FAS002 Compared to other courses, the workload for this course was...	3.9	4.0

Scale: 1 - Not At All 2 - Somewhat 3 - Moderately 4 - Mostly 5 - Strongly

Question	Summary	
	Mean	Median
FAS003 I would recommend this course to other students.	4.1	5.0

Part C: Departmental Items

Scale: 1 - Not At All 2 - Somewhat 3 - Moderately 4 - Mostly 5 - A Great Deal

Question	Summary	
	Mean	Median
The course instructor (Dror Bar-Natan) explained concepts clearly.	4.5	5.0

Scale: 1 - Not At All 2 - Somewhat 3 - Moderately 4 - Mostly 5 - A Great Deal

Question	Summary	
	Mean	Median
The course instructor (Dror Bar-Natan) was approachable.	4.6	5.0

Scale: 1 - Not At All 2 - Somewhat 3 - Moderately 4 - Mostly 5 - A Great Deal

Question	Summary	
	Mean	Median
The course instructor (Dror Bar-Natan) answered questions clearly.	4.5	5.0

Scale: 1 - Poor 2 - Fair 3 - Good 4 - Very Good 5 - Excellent

Question	Summary	
	Mean	Median
UNIT(OQI) Overall, the quality of instruction provided by (Dror Bar-Natan) in this course was:	4.5	5.0

Section 2: Response Distributions and Additional Statistics

This section provides detailed response distributions.

Mean: The mathematical average. This measure is the most sensitive, and can be greatly affected by extreme and/or divergent scores.

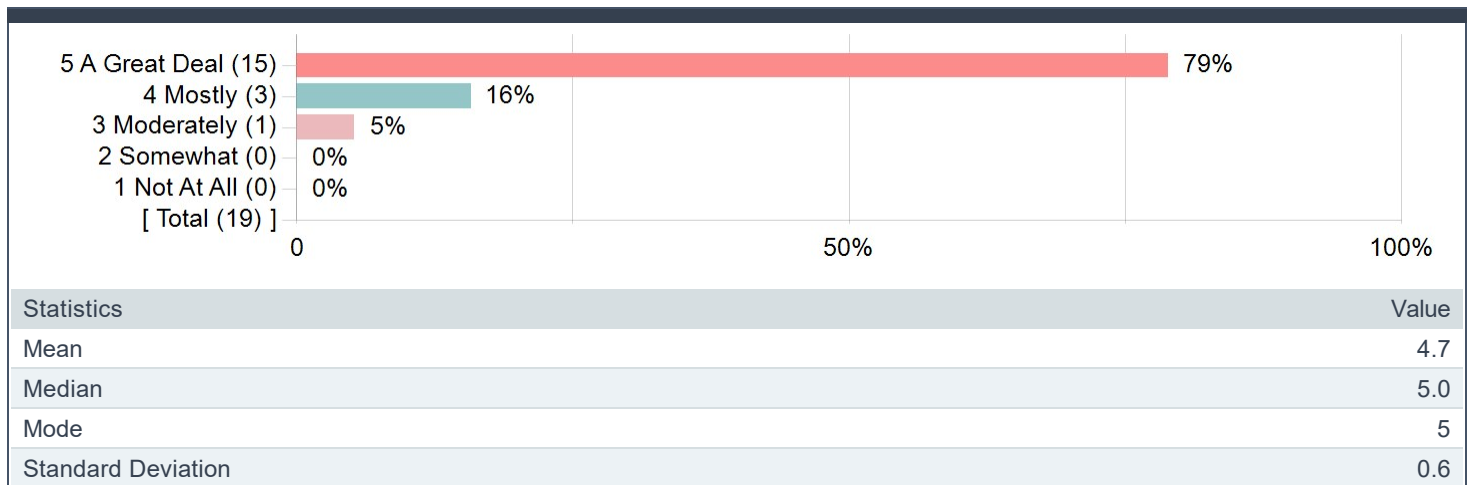
Median: The middle value when all responses are ordered. This measure is less affected by extreme and/or divergent scores.

Mode: The most frequently occurring score.

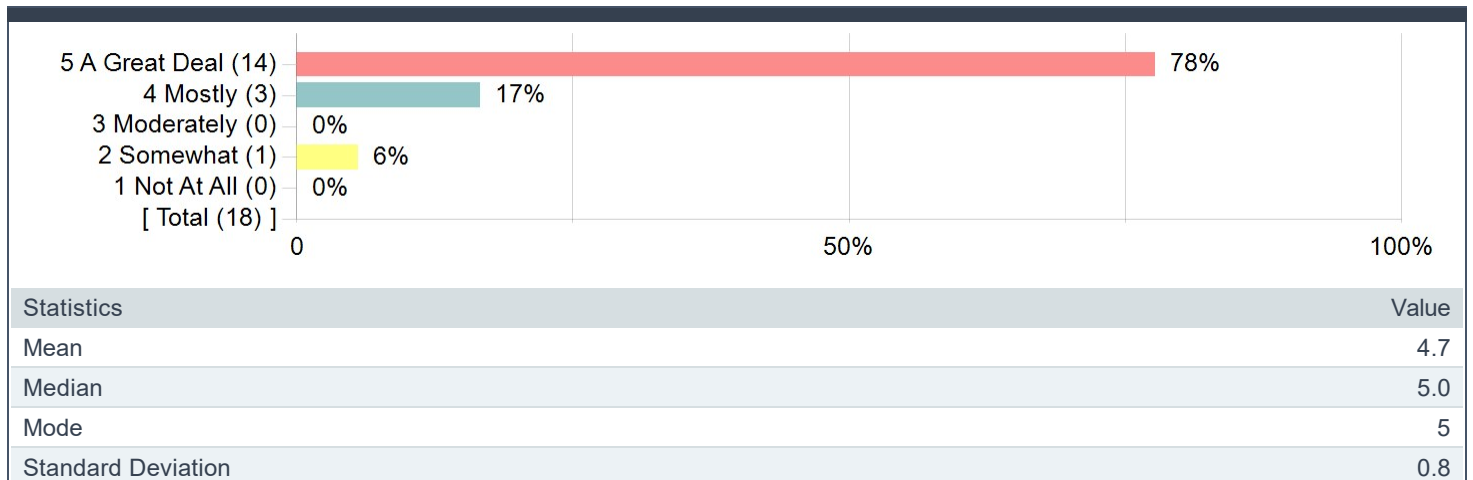
Standard deviation: A measure of the "spread" of the data.

Part A: Core Institutional Items

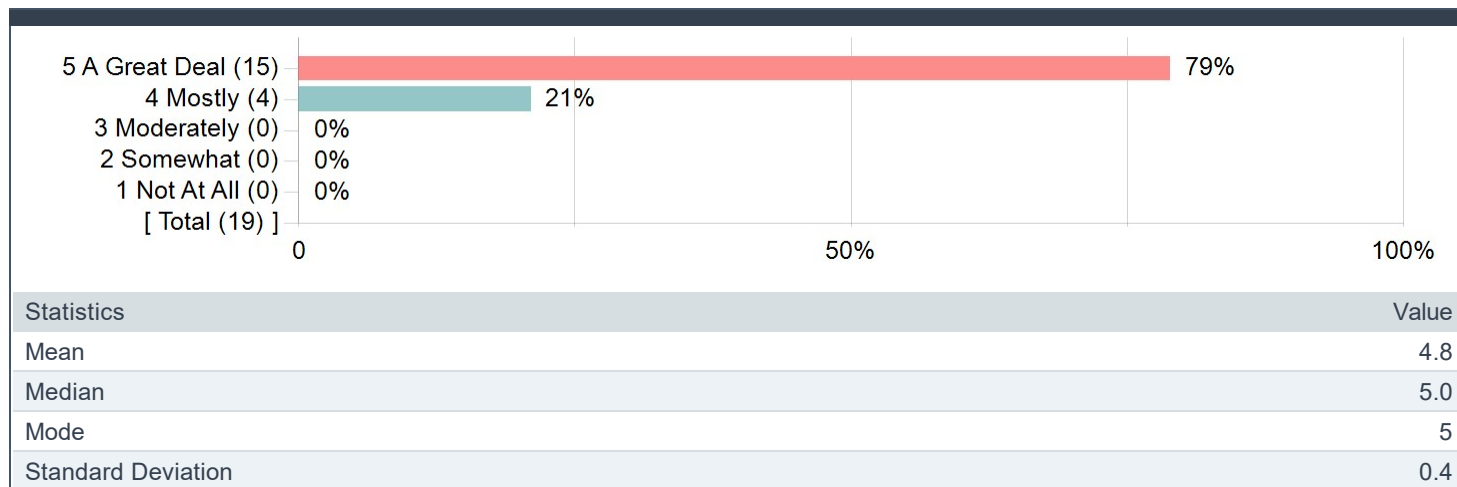
1. I found the course intellectually stimulating.



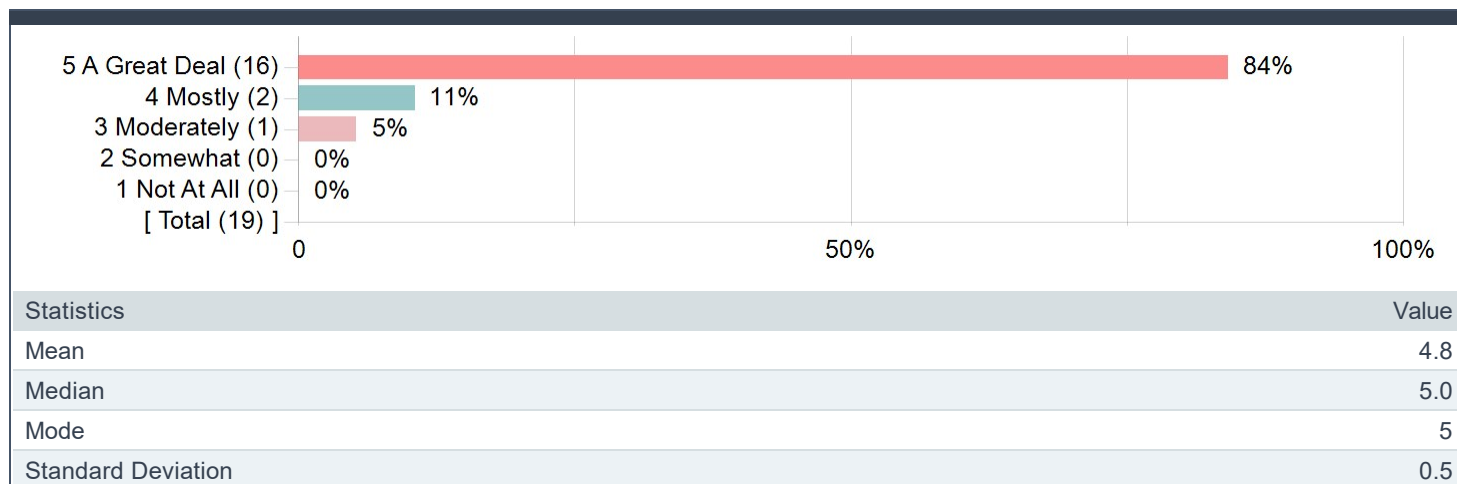
2. The course provided me with a deeper understanding of the subject matter.



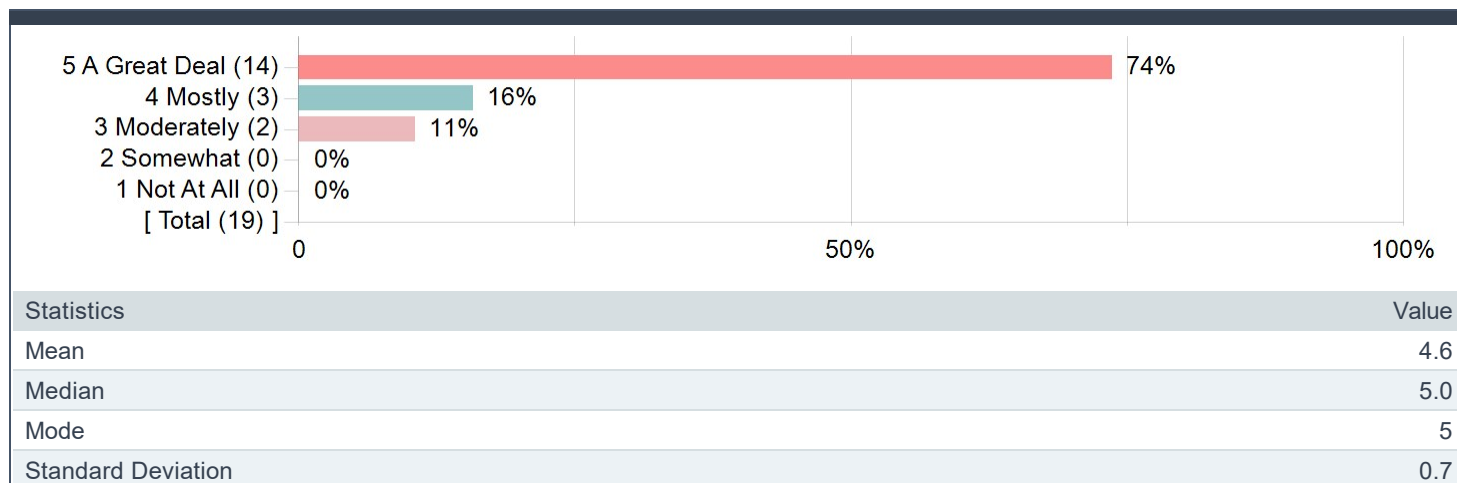
3. The instructor (Dror Bar-Natan) created a course atmosphere that was conducive to my learning.



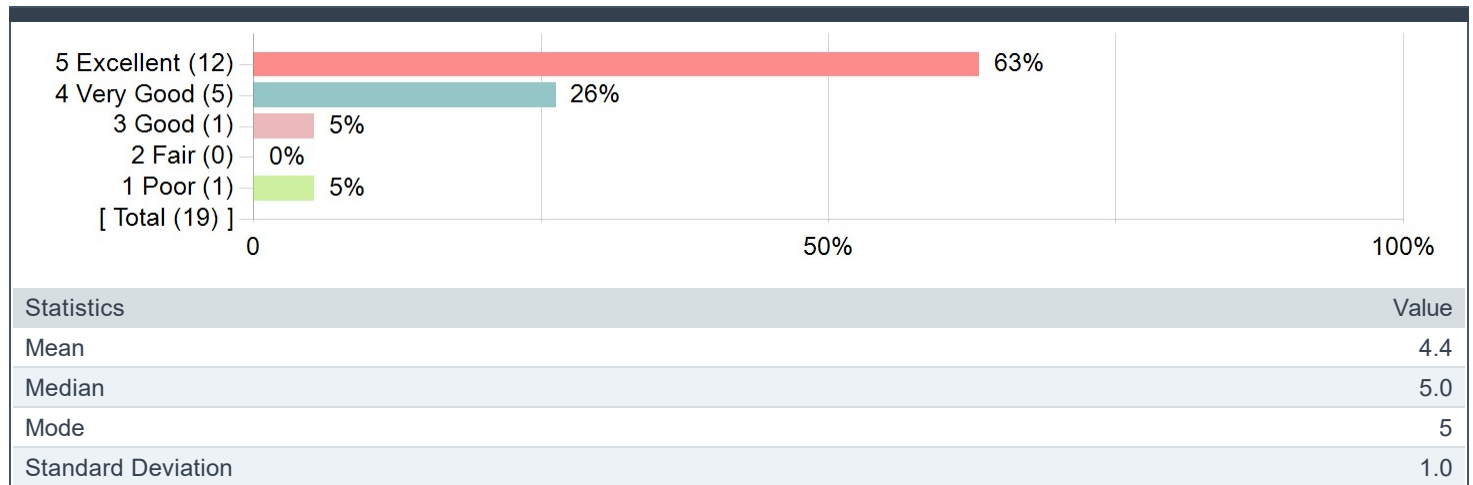
4. Course projects, assignments, tests and/or exams improved my understanding of the course material.



5. Course projects, assignments, tests and/or exams provided opportunity for me to demonstrate an understanding of the course material.

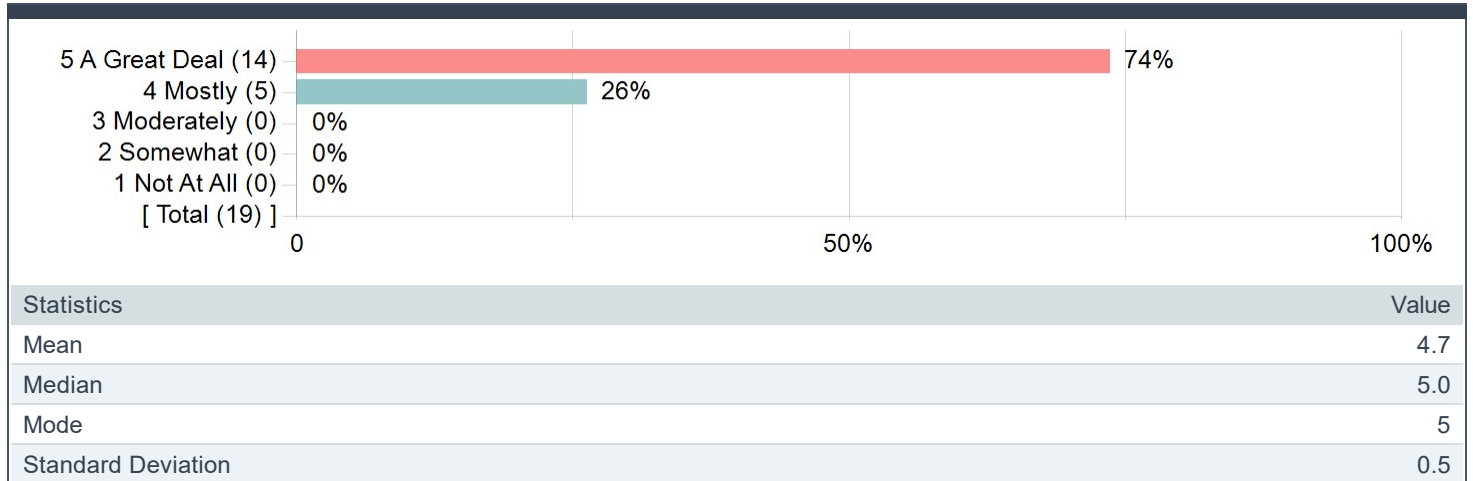


6. Overall, the quality of my learning experience in this course was....

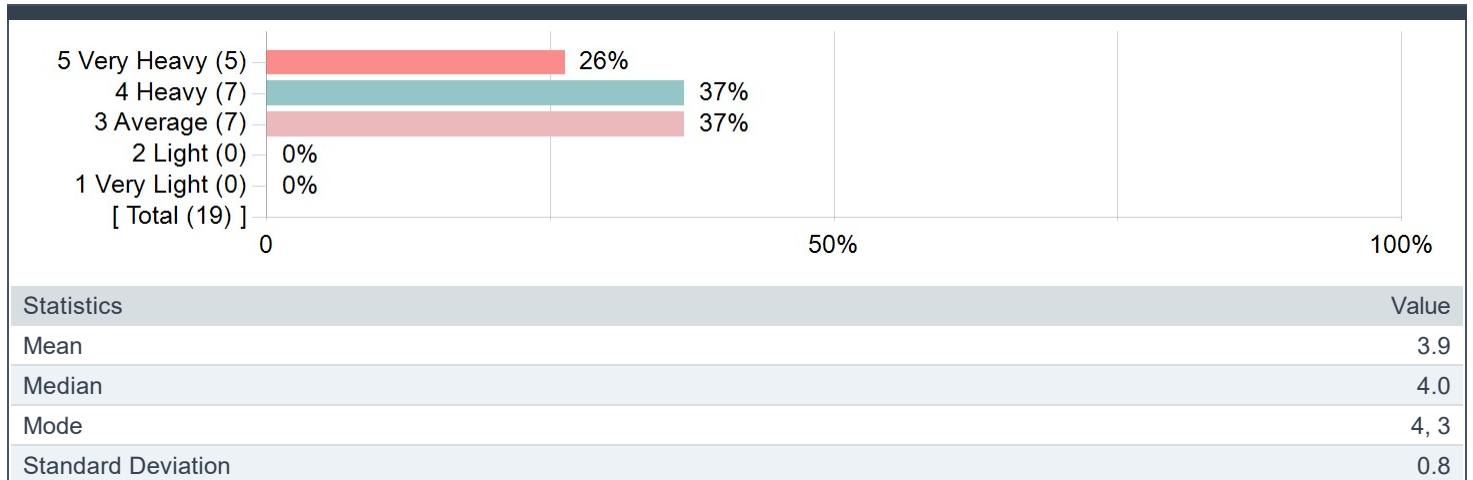


Part B. Divisional Items

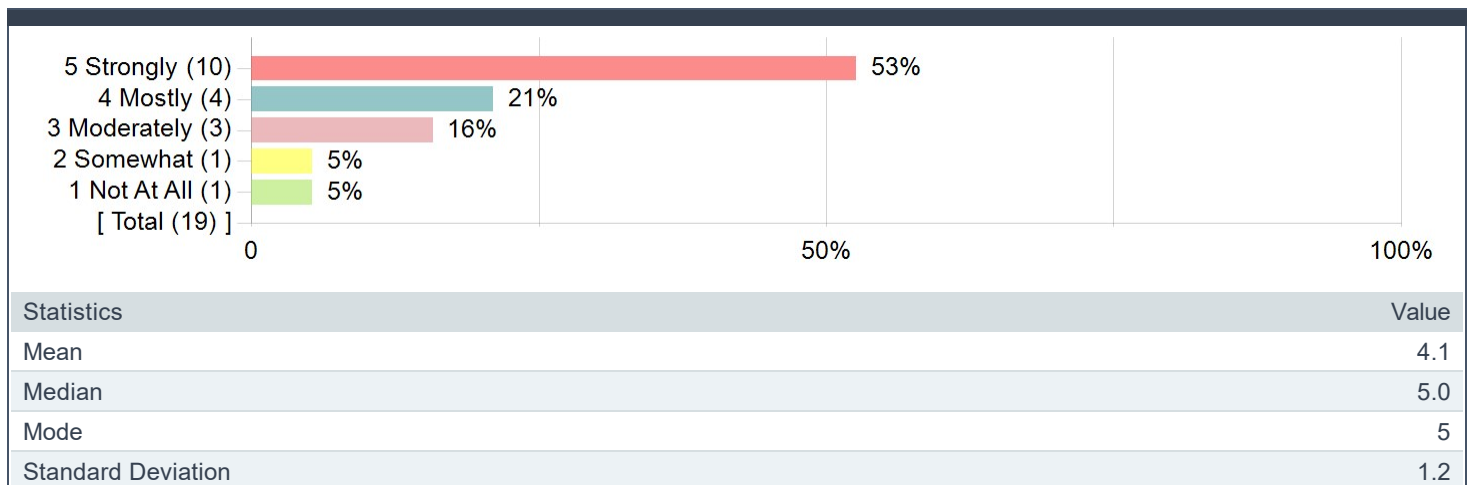
The instructor (**Dror Bar-Natan**) generated enthusiasm for learning in the course.



Compared to other courses, the workload for this course was...

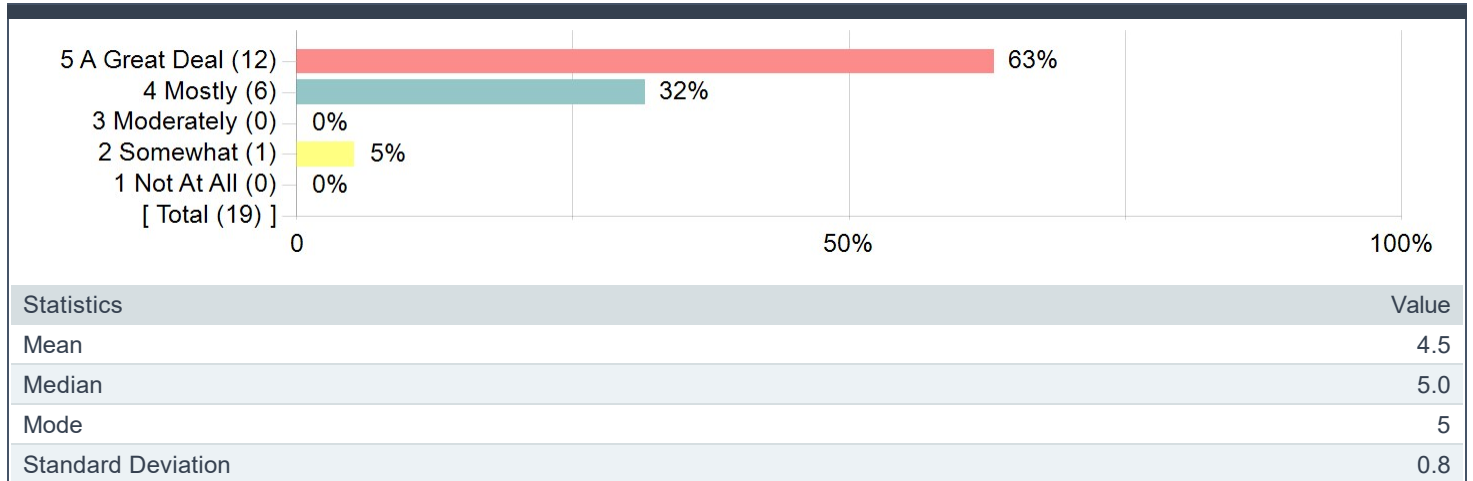


I would recommend this course to other students.

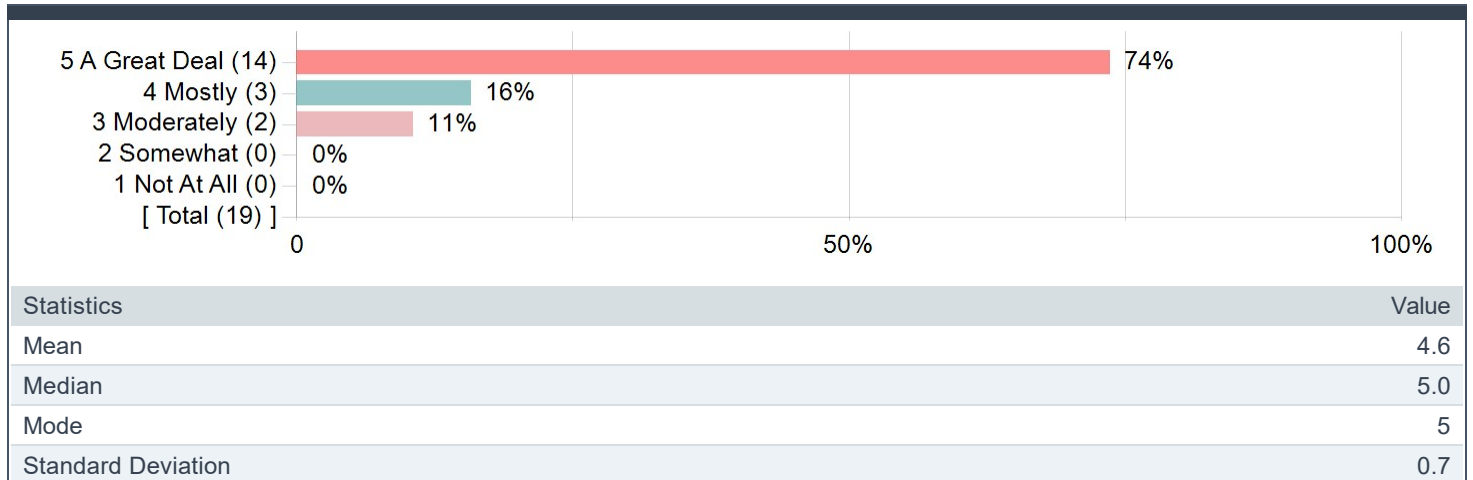


Part C. Departmental Items

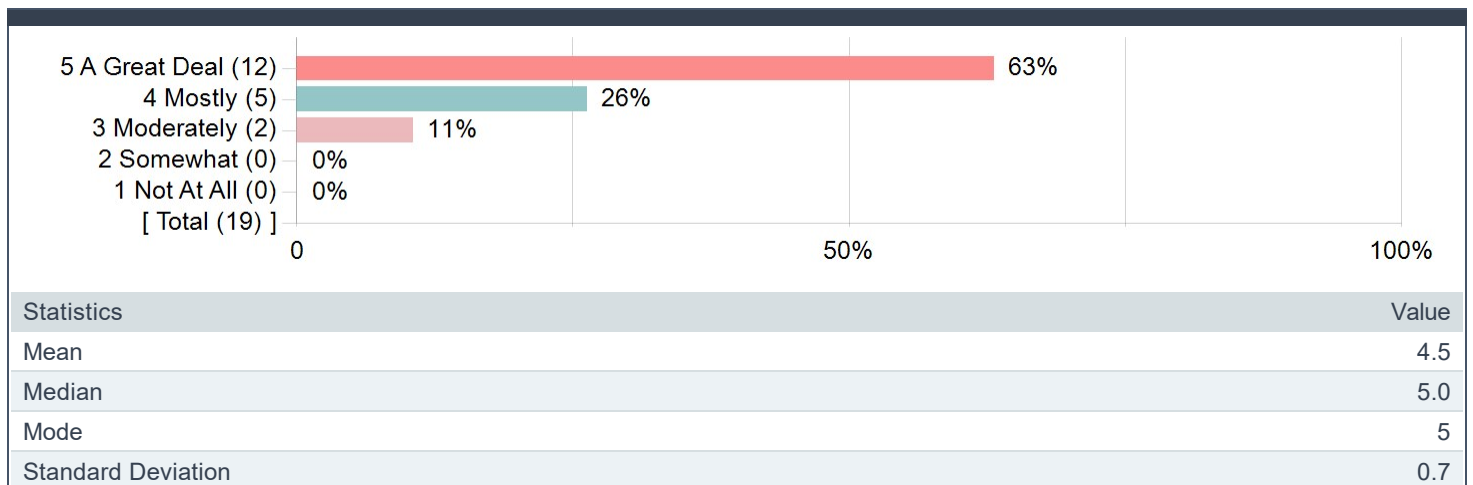
The course instructor (**Dror Bar-Natan**) explained concepts clearly.



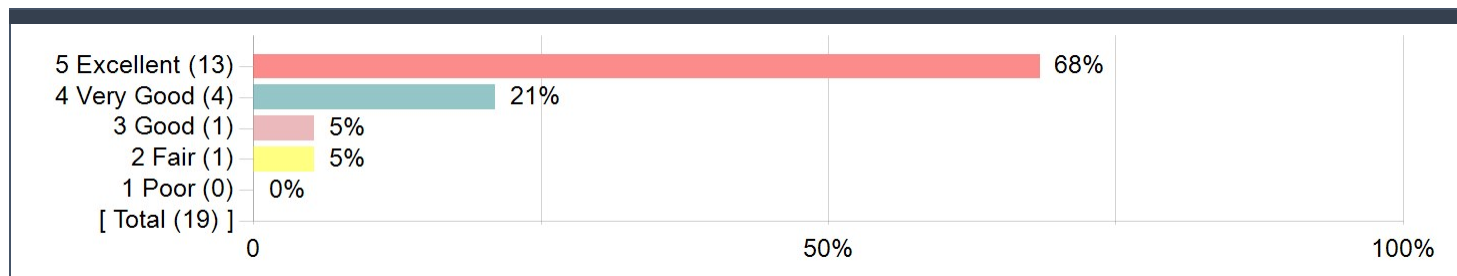
The course instructor (**Dror Bar-Natan**) was approachable.



The course instructor (**Dror Bar-Natan**) answered questions clearly.



Overall, the quality of instruction provided by (**Dror Bar-Natan**) in this course was:



Statistics	Value
Mean	4.5
Median	5.0
Mode	5
Standard Deviation	0.8

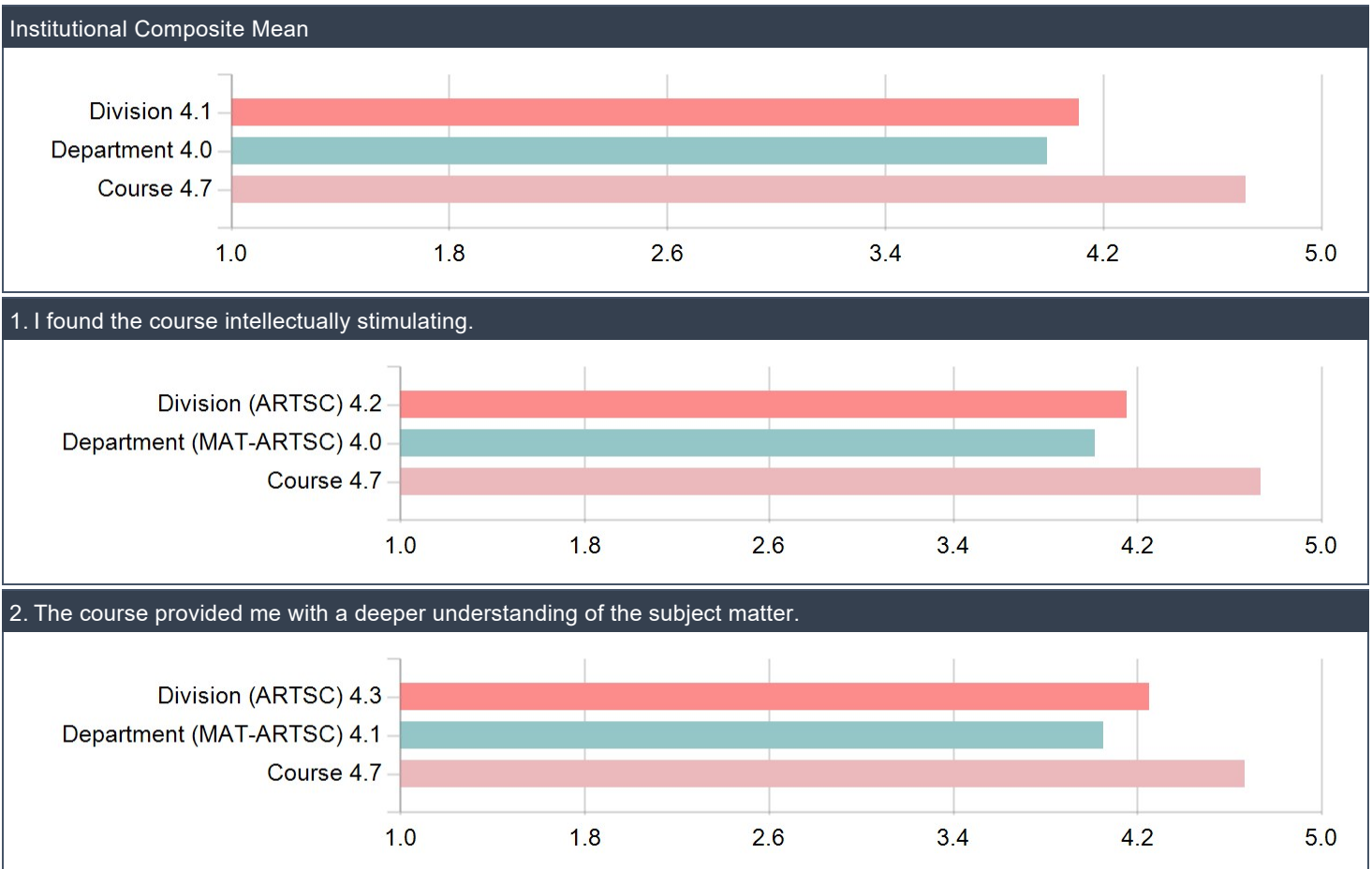
Section 3. Comparative Data

This section provides overall means for given comparators (e.g., division, department) alongside the mean values for a given course. Note that the comparators are calculated by pooling together all individual student survey responses (e.g., student responses for all of the courses in a department are pooled together and the departmental mean responses calculated from that). The provided comparators are thus a measure of the 'average' student experience for a unit or division; they are not a measure of the 'average' course in a unit or division. This calculation has the effect of giving large courses more 'weight' in the calculation of the comparator means. The effect of this on the calculated comparator varies depending on the relative proportion of large or small courses within a unit or division. As such, the departmental and divisional comparative mean values provided on course evaluations should not be regarded as an absolute and definitive benchmark.

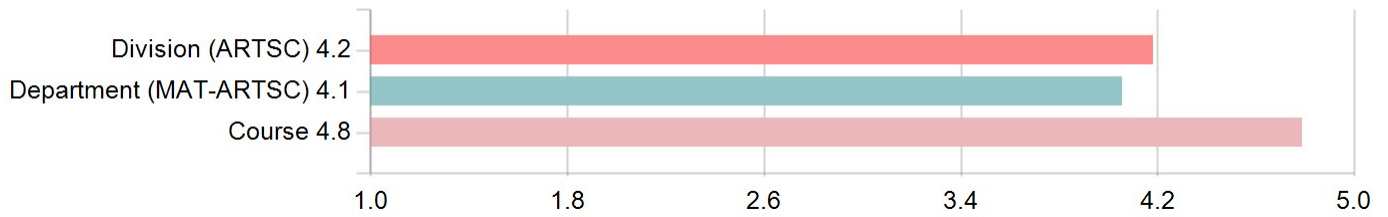
For example, if a department offered only two courses, one with 1000 students who all answered 3.5 and the other with 10 students who all answered 4.5 (so that the means would be 3.5 and 4.5 respectively), then the departmental mean provided on the course evaluations would be 3.51 since the calculation would be $[(3.5 \times 1000) + (4.5 \times 10)] / 1010 = 3.51$ and not $(3.5 + 4.5) / 2 = 4$.

Part A. Core Institutional Items

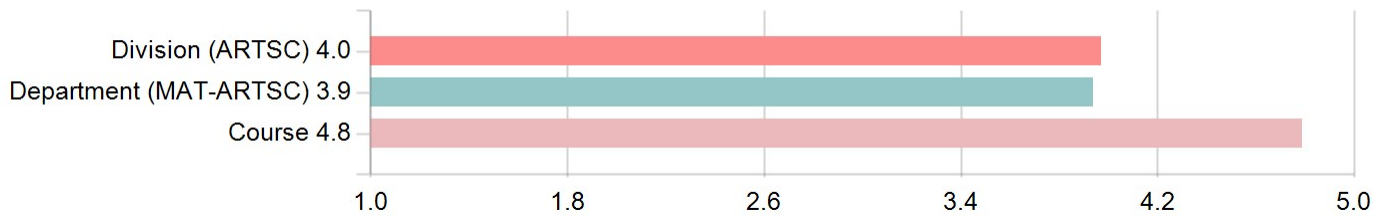
Scale: 1 - Not At All 2 - Somewhat 3 - Moderately 4 - Mostly 5 - A Great Deal



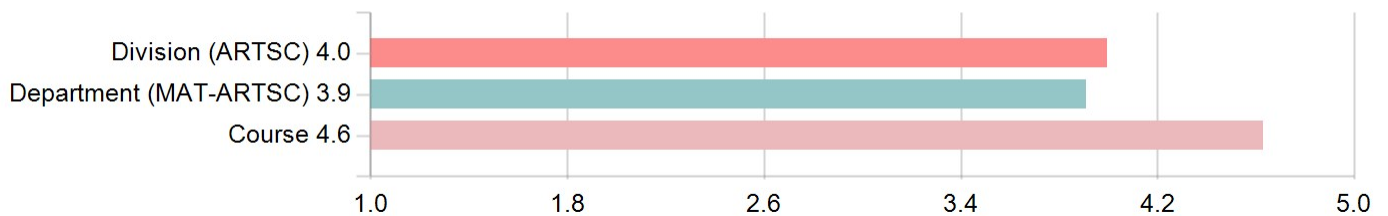
3. The instructor ([Dror Bar-Natan](#)) created an atmosphere that was conducive to my learning.



4. Course projects, assignments, tests, and/or exams improved my understanding of the course material.

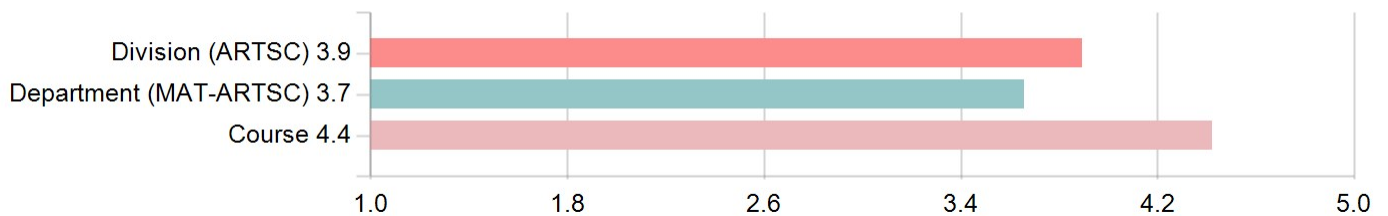


5. Course projects, assignments, tests and/or exams provided opportunity for me to demonstrate an understanding of the course material.



Scale: 1 - Poor 2 - Fair 3 - Good 4 - Very Good 5 - Excellent

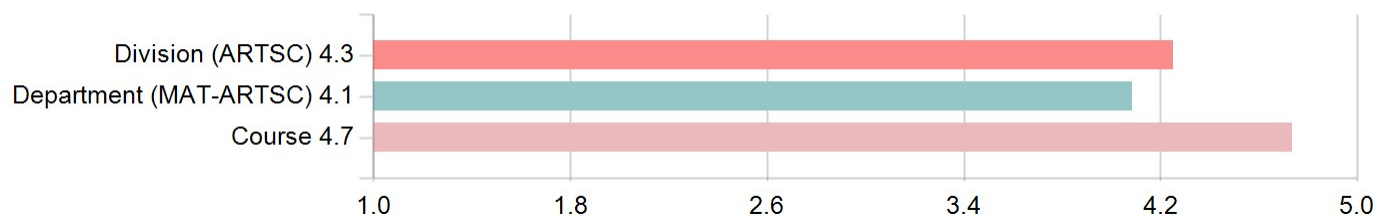
6. Overall, the quality of my learning experience in this course was:



Part B. Divisional Items

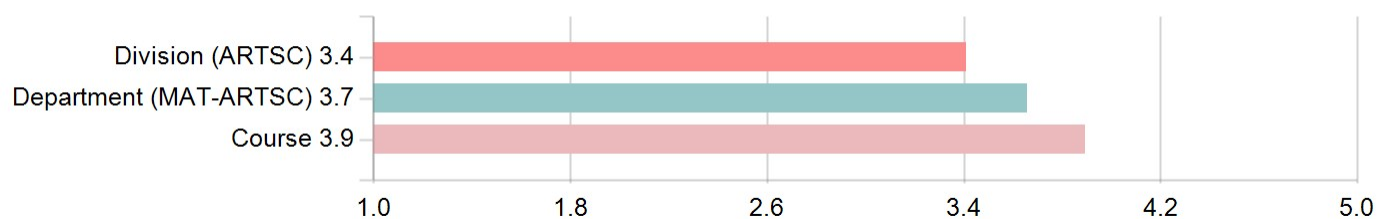
Scale: 1 - Not At All 2 - Somewhat 3 - Moderately 4 - Mostly 5 - A Great Deal

9. The instructor generated enthusiasm for learning in the course.



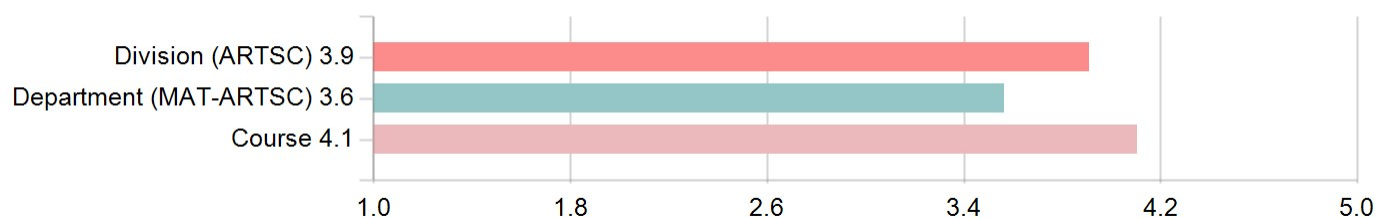
Scale: 1 - Very Light 2 - Light 3 - Average 4 - Heavy 5 - Very Heavy

10. Compared to other courses, the workload for this course was:



Scale: 1 - Not At All 2 - Somewhat 3 - Moderately 4 - Mostly 5 - Strongly

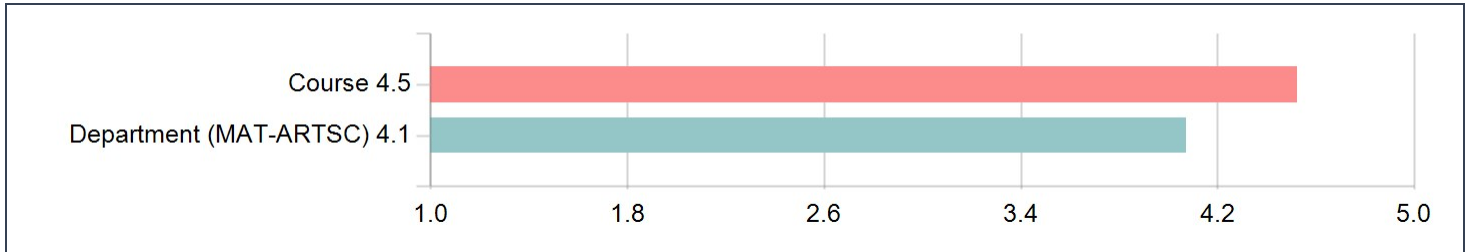
11. I would recommend this course to other students.



Part C: Departmental Items

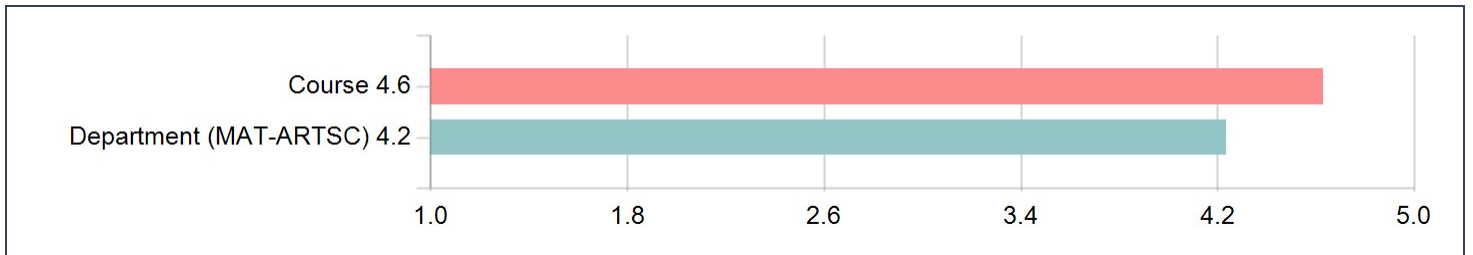
The course instructor ([Dror Bar-Natan](#)) explained concepts clearly.

Scale: 1 - Not At All 2 - Somewhat 3 - Moderately 4 - Mostly 5 - A Great Deal



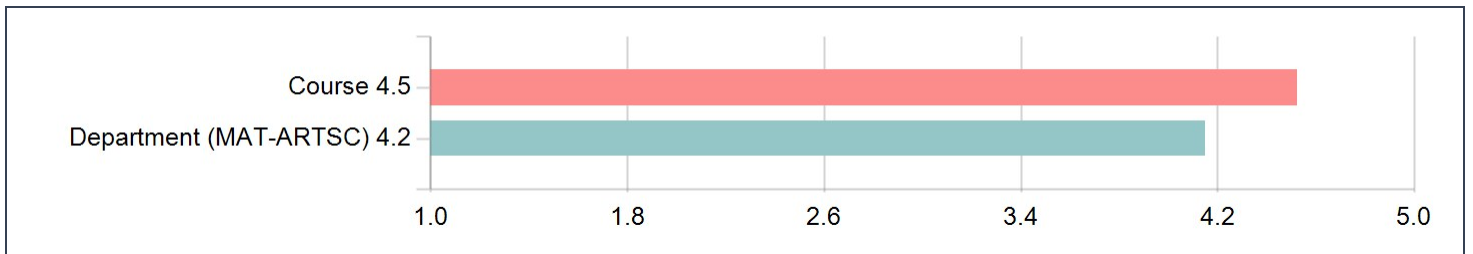
The course instructor ([Dror Bar-Natan](#)) was approachable.

Scale: 1 - Not At All 2 - Somewhat 3 - Moderately 4 - Mostly 5 - A Great Deal



The course instructor ([Dror Bar-Natan](#)) answered questions clearly.

Scale: 1 - Not At All 2 - Somewhat 3 - Moderately 4 - Mostly 5 - A Great Deal



Overall, the quality of instruction provided by ([Dror Bar-Natan](#)) in this course was:

