

Section 1 Course Evaluation Executive Summary

Course Name: Algebra I MAT240H1 - LEC0101	Instructor: Dror Bar-Natan
Course Code: MAT240H1	Section: LEC0101

Student Course Evaluations	
Raters	Students
Responded	56
Invited	111

Part A. Core Institutional Items

Scale: 1 - Not At All 2 - Somewhat 3 - Moderately 4 - Mostly 5 - A Great Deal

Question	Mean	Standard Deviation
1. I found the course intellectually stimulating.	4.3	1.0
2. The course provided me with a deeper understanding of the subject matter.	4.4	0.9
3. The instructor (Dror Bar-Natan) created a course atmosphere that was conducive to my learning.	4.3	0.8
4. Course projects, assignments, tests and/or exams improved my understanding of the course material.	4.0	1.0
5. Course projects, assignments, tests and/or exams provided opportunity for me to demonstrate an understanding of the course material.	3.9	0.9
Institutional Composite Mean	4.2	0.9

Scale: 1 - Poor 2 - Fair 3 - Good 4 - Very Good 5 - Excellent

Question	Mean	Standard Deviation
6. Overall, the quality of my learning experience in this course was....	4.1	1.0

7. Please comment on the overall quality of the instruction in this course.	See Section 2
8. Please comment on any assistance that was available to support your learning in this course.	See Section 2

Part B. Divisional Items

Scale: 1 - Very Light 2 - Light 3 - Average 4 - Heavy 5 - Very Heavy

Question	Mean	Standard Deviation
9. Compared to other courses, the workload for this course was...	3.4	0.7

Scale: 1 - Almost Never 2 - Less than half 3 - Half of the time 4 - More than half 5 - Almost Always

--	--	--

Question	Mean	Standard Deviation
10. I attended class...	4.5	1.1

Scale: 1 - Not At All 2 - Somewhat 3 - Moderately 4 - Mostly 5 - Strongly

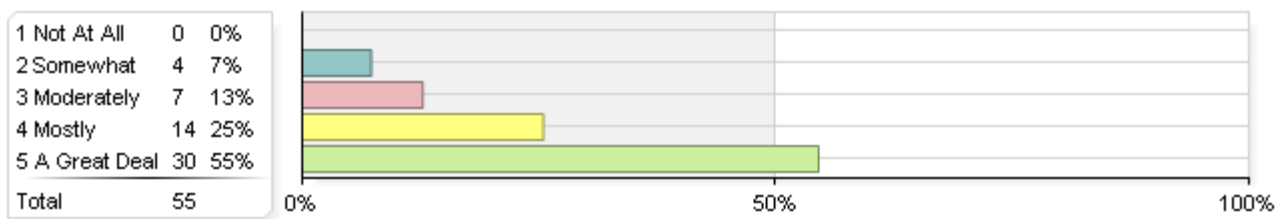
Question	Mean	Standard Deviation
11. I would recommend this course to other students.	3.9	1.0

Section 2 Course Evaluation Details and Summaries

Response Distributions and Associated Statistics


Part A. Institutional Items

1. I found the course intellectually stimulating.



Statistics	Value
Mean	4.3
Median	5.0
Mode	5
Standard Deviation	+/-1.0

2. The course provided me with a deeper understanding of the subject matter.

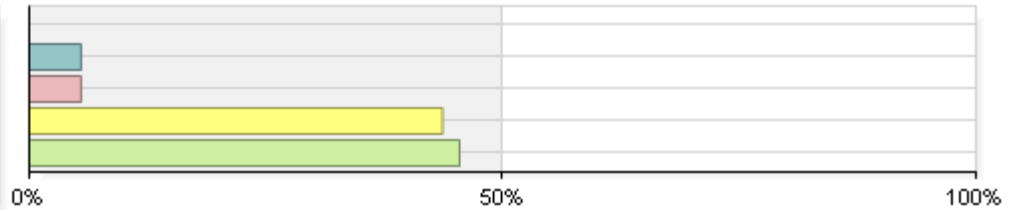


Statistics	Value
Mean	4.4
Median	5.0
Mode	5
Standard Deviation	+/-0.9

3. The instructor ([Dror Bar-Natan](#)) created a course atmosphere that was conducive

to my learning.

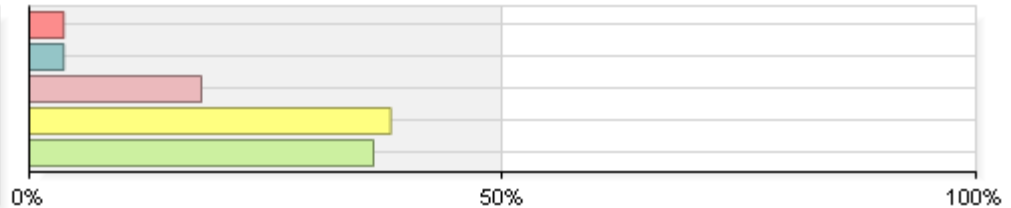
1 Not At All	0	0%
2 Somewhat	3	5%
3 Moderately	3	5%
4 Mostly	24	44%
5 A Great Deal	25	45%
Total	55	



Statistics	Value
Mean	4.3
Median	4.0
Mode	5
Standard Deviation	+/-0.8

4. Course projects, assignments, tests and/or exams improved my understanding of the course material.

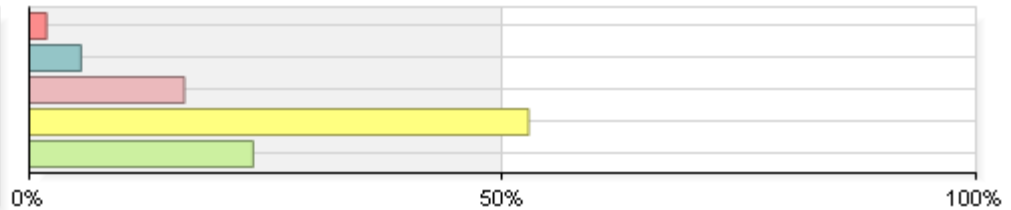
1 Not At All	2	4%
2 Somewhat	2	4%
3 Moderately	10	18%
4 Mostly	21	38%
5 A Great Deal	20	36%
Total	55	



Statistics	Value
Mean	4.0
Median	4.0
Mode	4
Standard Deviation	+/-1.0

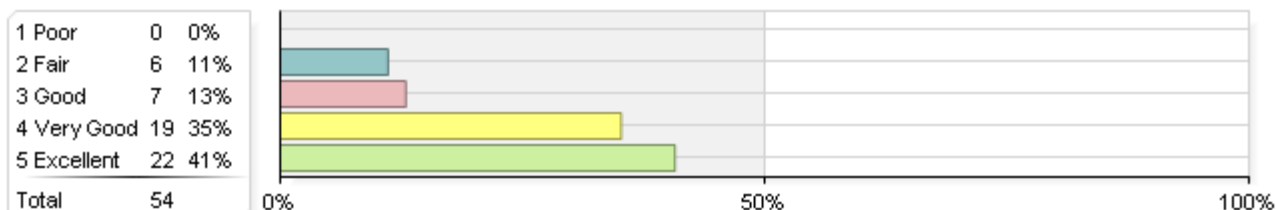
5. Course projects, assignments, tests and/or exams provided opportunity for me to demonstrate an understanding of the course material.

1 Not At All	1	2%
2 Somewhat	3	5%
3 Moderately	9	16%
4 Mostly	29	53%
5 A Great Deal	13	24%
Total	55	



Statistics	Value
Mean	3.9
Median	4.0
Mode	4
Standard Deviation	+/-0.9

6. Overall, the quality of my learning experience in this course was....



Statistics	Value
Mean	4.1
Median	4.0
Mode	5
Standard Deviation	+/-1.0

7. Please comment on the overall quality of the instruction in this course.

Comment
1. Material taught very thoroughly, though sometimes difficult to follow.
2. Dror did not teach in the "Here's what you need to learn" fashion, but allows adequate and absorbing motivation in building up toward new materials.
3. Perfect except the tutorial is not that useful as I expected.
4. enjoyable, clear for such difficult material
5. Profressor Dror Bar-Natan was an excellent instructor. He explained the proofs of the theorems very well with appropriate details. He gave proof sketches for easy ones and detailed proofs for harder and more important theorems.
6. The course is interesting but quite challenging. Therefore, the fact that no answer is provided to any of the assignment greatly impedes the learning process.
7. More examples would be helpful during lectures would be useful.
8. The professor was engaging, enthusiastic, interesting. Presented the material at a reasonable pace.
9. Dror is a good instructor, he just seems to struggle in explaining things in an intuitive manner.
10. Dror is an exceptional teacher, is very humorous, and provided a very complete introduction to linear algebra. I attended all lectures primarily for his insight on the material, as the theorems and such could be read from the book, and I do not regret it.
11. Professor Bar-Natan is highly inspiring.
12. Dror does an excellent job making the course material interesting, and his enthusiasm for the subject material is highly apparent.
13. The textbook was terrible
14. The lectures have been okay. I haven't spoken with Dr. Bar-Natan. My TA (Peter Crooks) has been exceptional.
I am not getting nearly as much out of the course as I think I should be, though, even though I've been putting in tons of time. I think it is the textbook. It's really drawn out and covers lots of details, and we need to know them all. I haven't been able to keep up.
15. Professor Bar Natan is an amazing teacher.
16. The instructor explained the concepts very well and ensured the material was interesting by relating it to various applications. However, it seemed the course was a little disorganized as we did not cover all the subjects that are listed in the calendar.
17. Good course
18. It was a challenging but fascinating course. Professor Bar-Natan was very captivating.
19. All material needed was covered in class and expanded on in tutorial.

20. Very good!

21. It was not only a good learning experience, but an entertaining class as well. Very humble and unpretentious, Dror Bar-Natan taught the material well all the while keeping the audience engaged. While the readings were required to complement the lessons and to be able to answer questions on problem sets and the midterm, he provided the tools in lecture to facilitate good understanding of the subject material.

22. The instruction was of high quality. The instructor created an engaging atmosphere and explained concepts well.

23. Good

24. he was a little rough in the beginning but i think as the semester went on he got a great deal better, he was an amazing teacher

25. It was very good.

26. It seemed like we really wizzed through things, but they were all quite simple - there was just alot of them. Dror did a great job of getting us to understand, as did the TAs, with lots of enthusiasm.

27. Instructor was enlightening.

28. The instructor is fantastic due to his clear explanations. In addition, he is enthusiastic and engaging during lectures.

29. for the most part the lessons were presented neatly and in a logical order.

30. Great Course, Great Professor

31. Dror's love of Mathematics is infectious. He presented the material, taught math skills, and presented why we should care about the material. I loved Dror and this course.

However, he would occasionally write something on the board, say he was going to skip the proof, but then get bogged down explaining the proof he was skipping. It would take more time than just doing the proof. I would suggest either prove the statement, or just skip it. And don't waste time explaining your obvious shorthand notation. We understand!

32. The lectures were very well conducted,

33. The instructor would only sketch proofs and dictate them through language, so it was difficult in retrospect to look at the notes and remember what the key ideas for the proofs were.

8. Please comment on any assistance that was available to support your learning in this course.

Comment

1. The TA was very clear and helpful with the assignment questions.

2. The lecture notes are enough.

3. TA is rather helpful

4. The TA's were very help, mostly their office hours.

5. There were 2 TA's for this course, one of which was assigned to me (Brandon). I never personally conversed with Brandon, but I heard from other students that he was a great TA and answered many questions in the 2 hour tutorial slot on Thursdays. I had no problem with midterm/problem set marking.

6. The T.A.'s were excellent

7. Very good T.A.s

8. Our TA Peter Crooks went above and beyond during tutorial to give thorough explanations to our questions.

9. The instructor was open to questions and had office hours. The TAs were also very helpful in fleshing out concepts in tutorials and they also had office hours.

10. Not much but professors and TA's were good

11. My T.A. Peter was an excellent instructor. Also, the online course homepage proved to be very helpful.

12. Teacher's assistants provided office hours and good tutorials in order to gain a better understanding. Past tests posted online.

13. Brandon was an excellent TA!

14. Very good!

15. Not applicable.

16. There were weekly tutorials which were incredibly helpful. They allowed for clarification of some of the more abstract concepts and how to apply them effectively.

17. The TA's were great

18. Good

19. Very good, always available.

20. Great enthusiasm, very helpful and welcoming of questions.

21. The course website is incredibly helpful and is easy to navigate. The teaching assistants in this course are the best I've had so far in first year.

22. there was not a great many sources of assistance.

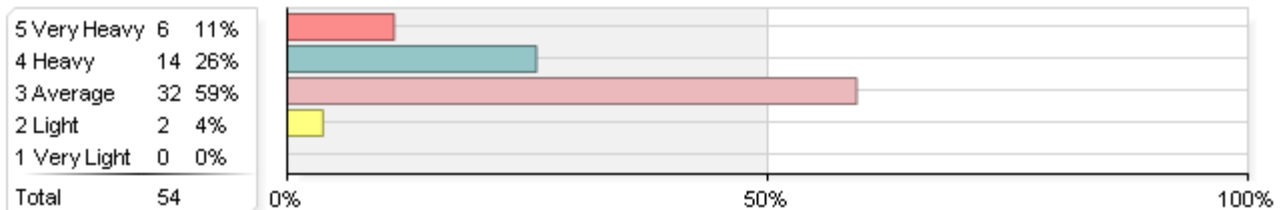
23. The assignments were marked a bit too harshly by the TA. However, he was helpful when approached.

24. A lot of help was available when I needed it

25. The TA was very helpful and answered most questions.


Part B. Divisional Items

9. Compared to other courses, the workload for this course was...



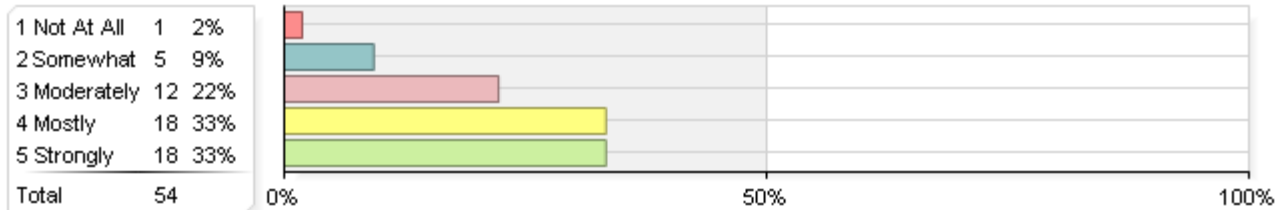
Statistics	Value
Mean	3.4
Median	3.0
Mode	3
Standard Deviation	+/-0.7

10. I attended class...



Statistics	Value
Mean	4.5
Median	5.0
Mode	5
Standard Deviation	+/-1.1

11. I would recommend this course to other students.

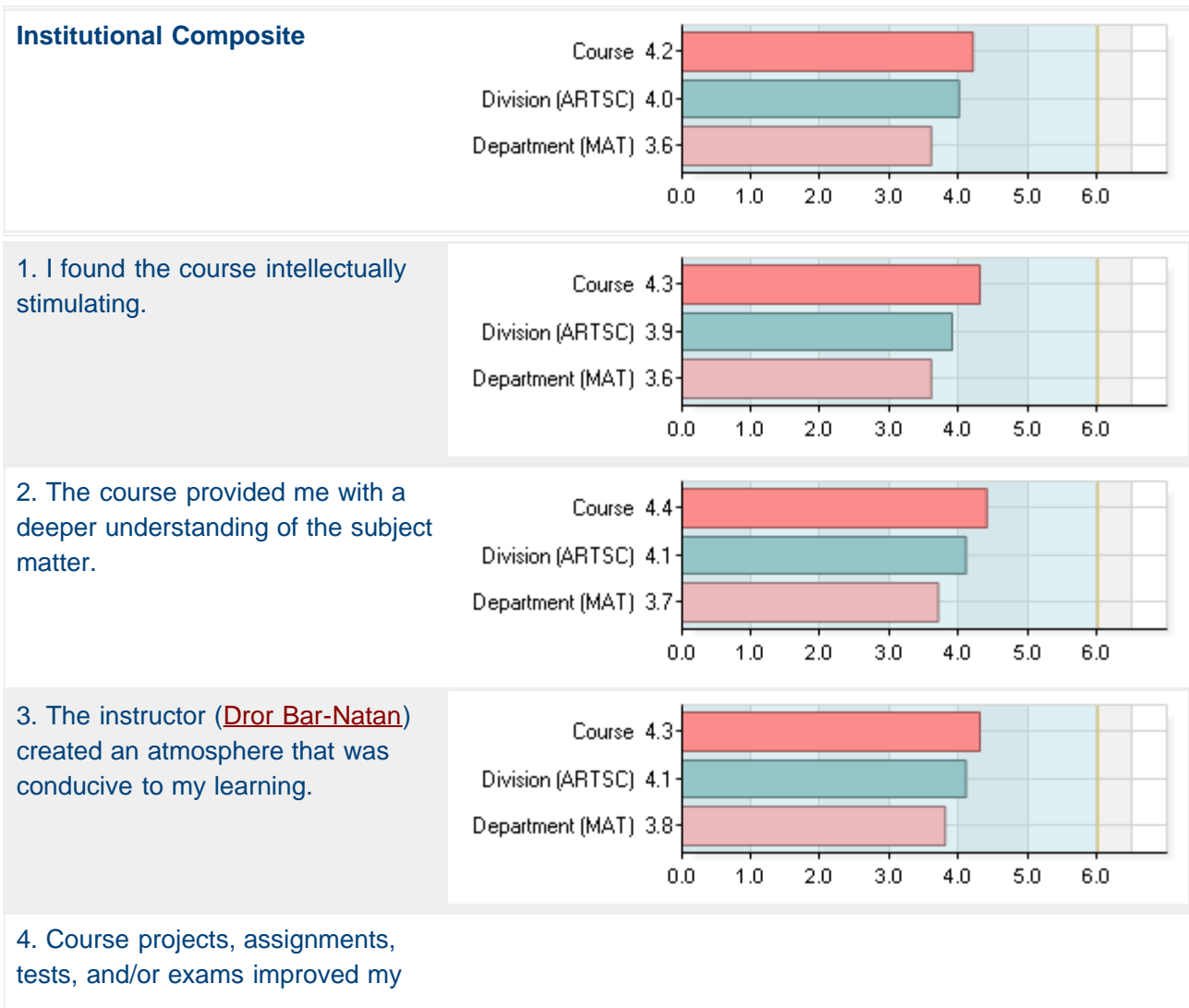


Statistics	Value
Mean	3.9
Median	4.0
Mode	4, 5
Standard Deviation	+/-1.0

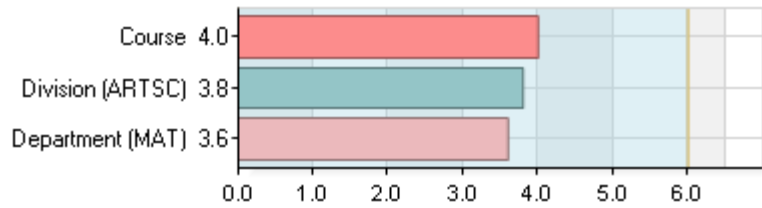
Section 3. Comparative Data

Part A. Core Institutional Items

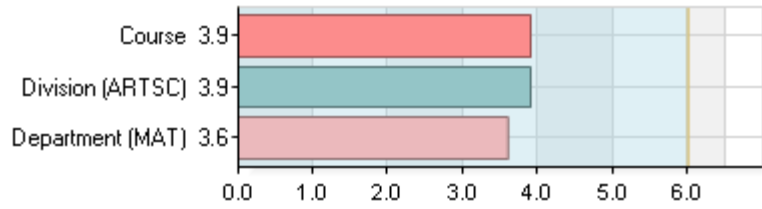
Scale: 1 - Not At All 2 - Somewhat 3 - Moderately 4 - Mostly 5 - A Great Deal



understanding of the course material.



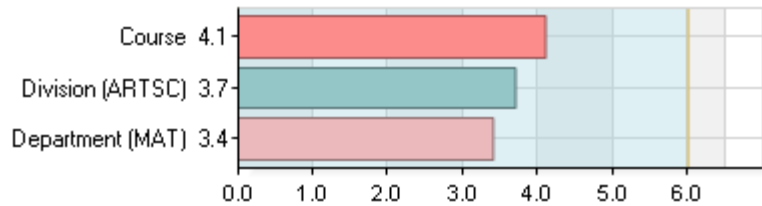
5. Course projects, assignments, tests and/or exams provided opportunity for me to demonstrate an understanding of the course material.



Section 3. Comparative Data (continued)

Scale: 1 - Poor 2 - Fair 3 - Good 4 - Very Good 5 - Excellent

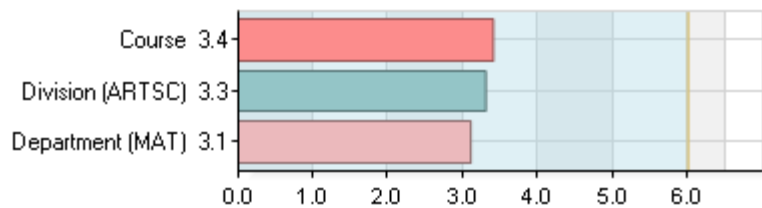
6. Overall, the quality of my learning experience in this course was:



Part B. Divisional Items

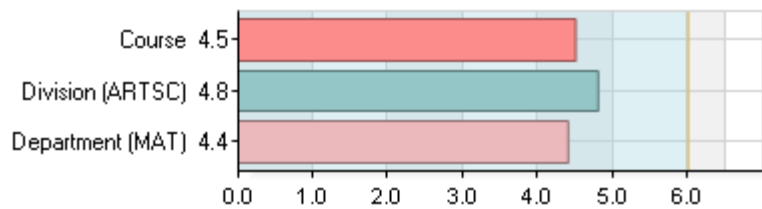
Scale: 1 - Very Light 2 - Light 3 - Average 4 - Heavy 5 - Very Heavy

9. Compared to other courses, the workload for this course was...



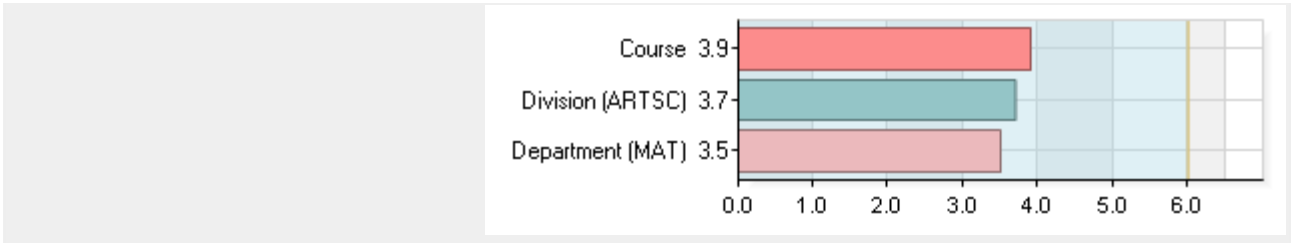
Scale: 1 - Almost Never 2 - Less than half 3 - Half of the time 4 - More than half 5 - Almost Always

10. I attended class...



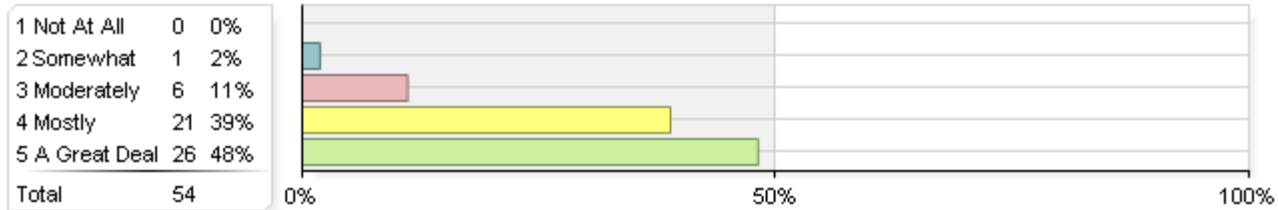
Scale: 1 - Not At All 2 - Somewhat 3 - Moderately 4 - Mostly 5 - Strongly

11. I would recommend this course to other students.



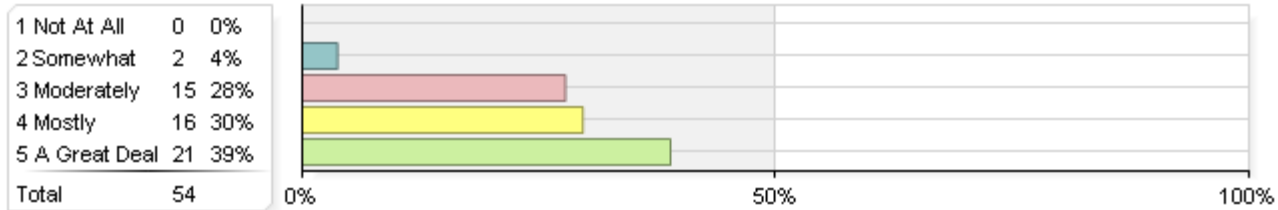
Section 4. Formative Data

TBI064 The course instructor’s online communications to students (discussion posts, video capture, email, announcements, etc) were clear.



Statistics	Value
Mean	4.3
Median	4.0
Mode	5
Standard Deviation	+/-0.8

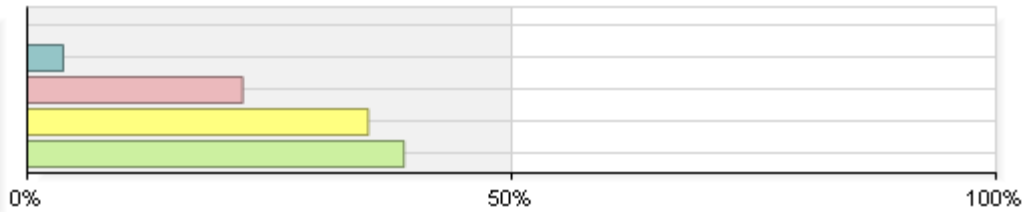
TBI065 The course instructor’s use of the online environment facilitated my understanding of the course material.



Statistics	Value
Mean	4.0
Median	4.0
Mode	5
Standard Deviation	+/-0.9

TBI072 Overall, the quality of the online environment within this course was:

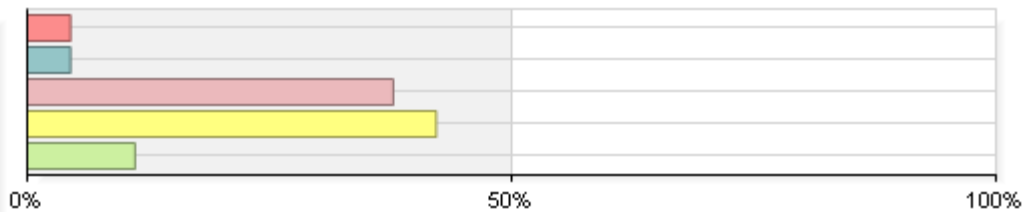
1 Poor	0	0%
2 Fair	2	4%
3 Good	12	22%
4 Very Good	19	35%
5 Excellent	21	39%
Total	54	



Statistics	Value
Mean	4.1
Median	4.0
Mode	5
Standard Deviation	+/-0.9

TBI999 The course stimulated new ways for me to think about the world.

1 Poor	2	4%
2 Fair	2	4%
3 Good	17	38%
4 Very Good	19	42%
5 Excellent	5	11%
Total	45	



Statistics	Value
Mean	3.5
Median	4.0
Mode	4
Standard Deviation	+/-0.9